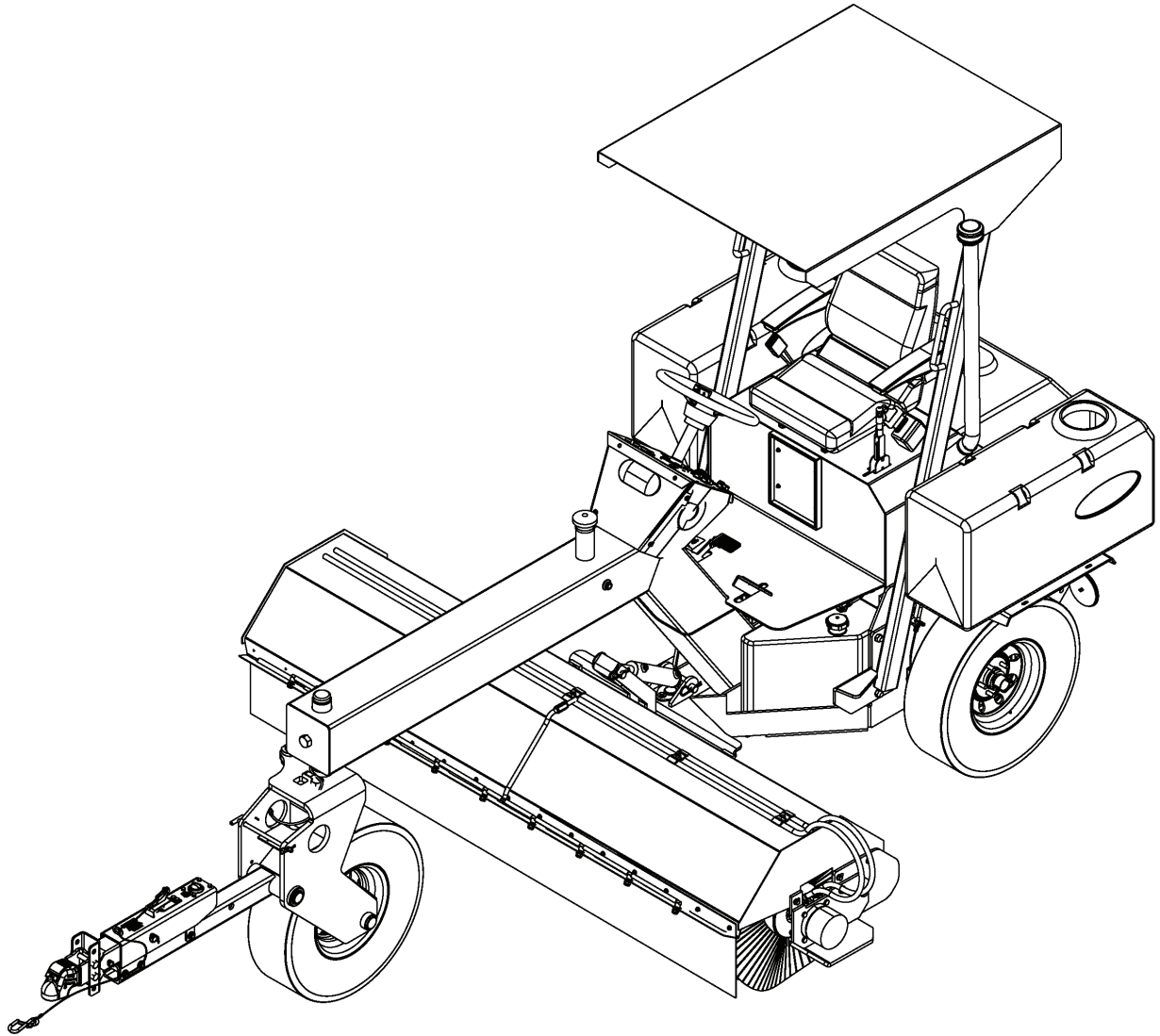


PARTS MANUAL

SWEEPMASTER 300



REVISED
MARCH - 2026

THIS PAGE IS INTENTIONALLY LEFT BLANK

LAYMOR SWEEPERS SERVICE PARTS DEPARTMENT

Contact Information:

Phone: 800-458-3238

Email: LaymorParts@Laymor.com

Website: www.Laymor.com

LAYMOR SWEEPERS, INC.

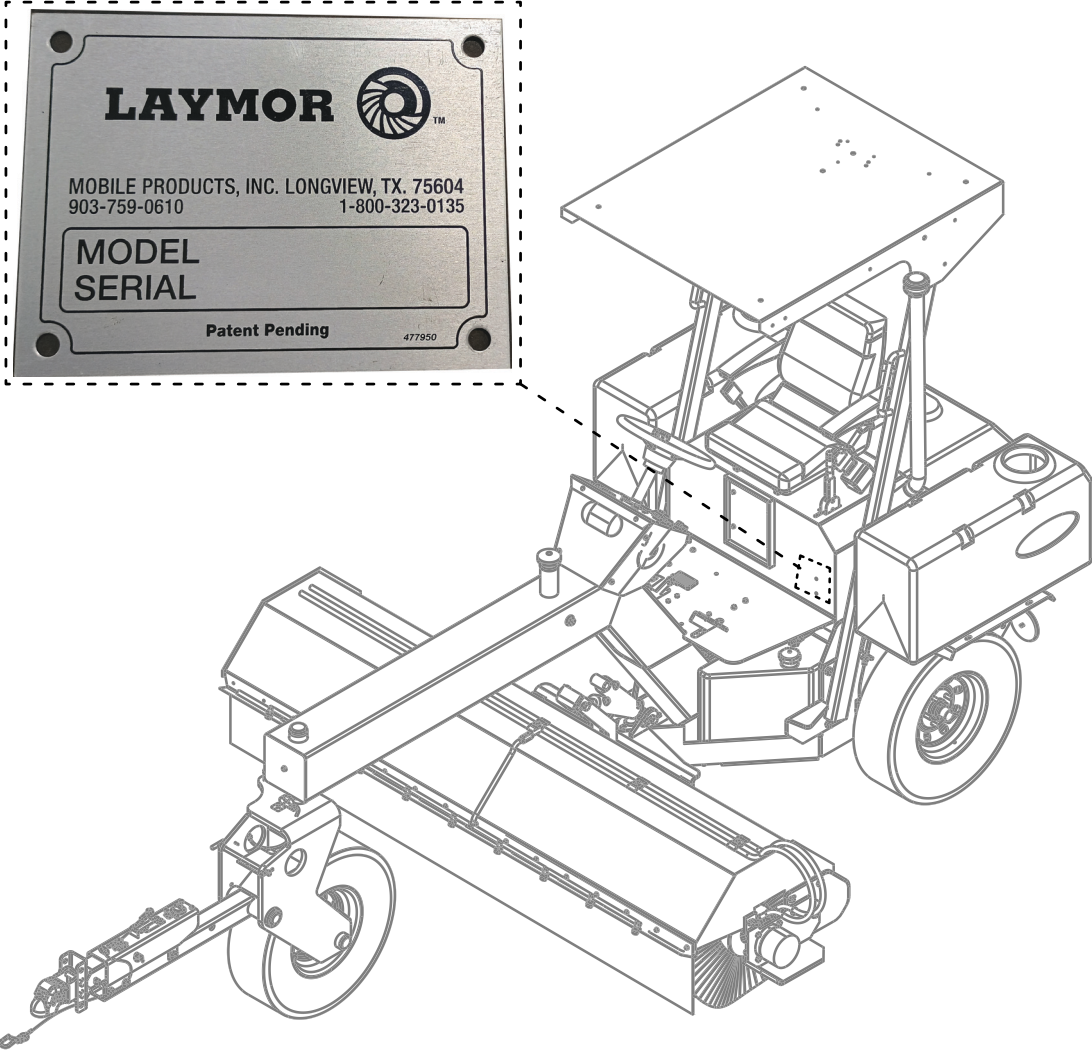
401 Capacity Dr.

Longview, TX 75604

Copyright© 2025 by Mobile Products Inc. All rights reserved. No parts of this publication may be reproduced, stored in a retrieval system, or transmitted in any form by any means, electronic, mechanical photocopying, recording or otherwise, without prior permission of Mobile Products Inc.

This Parts Catalog has been prepared by Mobile Products Inc., to aid you in the identification and procurement of parts to maintain this vehicle. You will treat the information contained in this book as confidential and proprietary to Mobile Products Inc.

HOW TO LOCATE SERIAL NUMBER



THIS PAGE IS INTENTIONALLY LEFT BLANK

Safety Precautions

- Always wear safety goggles when working with or testing the hydraulic system.
- Always relieve pressure from the hydraulic system before performing any maintenance or service actions on lines, valves, cylinders and motors.
- Always check the temperature of hydraulic components before performing any maintenance or service actions. Hydraulic systems run at very high temperatures, and contact with hot hydraulic fluid can cause serious burns or injury.
- Always set the parking brake before any maintenance or service actions to prevent the sweeper from rolling. Chock wheels when required.
- Always have an operator in the seat when performing any test with the engine running.
- When trying to locate hydraulic leaks, use a piece of cardboard or paper. NEVER use your hand to locate leaks. High pressure hydraulic fluid leaks can penetrate the skin and cause severe injury.

California Proposition 65 Warning

- Diesel engine exhaust and some of its constituents are known to the State of California to cause cancer, birth defects, and other reproductive harm.
- Battery posts, terminals, and related accessories contain lead and lead compounds, chemicals known to the State of California to cause cancer and birth defects or other reproductive harm.

WASH HANDS AFTER HANDLING THESE ITEMS.

Ordering Parts

Parts Orders Please supply part number(s) and the description of the items when placing an order. Specify model and serial number of the equipment when ordering parts to ensure correct parts identification. Your orders may be placed by phone, on our website, or by Email.

Phone Orders: (800) 458-3238

www.Laymor.com

Email Orders To: LaymorParts@Laymor.com

Shipping Information

Standard ground orders will be shipped within 2-3 business days. Cut off time for expedited / air shipments to leave the same day is 2:00PM. Central Time. Expedited / air shipments will take priority. Orders placed after the cut-off time may not be shipped until the following business day.

Ship Direct Parts

Mobile Products, Inc. will ship direct to your customer in your territory at no additional charge. Please note that any freight charges incurred will be added to the invoice.

Returns

If parts need to be returned to Mobile Products Inc., prior approval must be obtained. Issuance of a Return Goods Authorization (RGA) must be done to permit acceptance of returned shipments. All returns must be shipped prepaid freight and may be subject to a restocking fee. Parts shipped in error may be returned for full credit if Mobile Products, Inc. is notified of the error within 5 working days of

receipt. Please note that an RGA will be required for returns of erroneous shipments. A copy of the RGA must be included with returned parts.

Technical Manuals Availability

The most recent technical manuals for your product can be **accessed** from the LayMor website listed below:

<https://Laymor.com/parts-service-and-schematics-for-laymor-sweepers/>

Printed and bound copies of the technical manuals are available to order for your product. Use the parts ordering information above to order copies of these manuals listed below.

SweepMaster 300 Parts (This manual).....9107139

BRUSHES QUICK REFERENCE

6-3/8" WAFERS AND COMBO BOXES

P/N	DESCRIPTION
378978BX	6-3/8" X 24" CONVOLUTED POLY BOX OF 25
378980BX	6-3/8" X 24" CONVOLUTED COMBO BOX OF 24
9101467BX	6-3/8" X 24" CONVOLUTED WIRE BOX OF 24

FILTERS QUICK REFERENCE

KUBOTA FILTERS LIST

ITEM	P/N	DESCRIPTION	QTY
	9107183K	KIT, KUBOTA FILTER,SM300	1
1	467498	*AIR FILTER (PRIMARY)	1
2	467506	*AIR FILTER (SAFETY)	1
3	9101798	*FILTER HYDRAULIC SPIN-ON	2
4	9107085	*HIGH PRESS. FILTER	1
5	9107145	*O-RING	1
6	9102952	*FUEL FILTER	1
7	9101624	*IN-LINE FUEL FILTER	1
8	9103893	*OIL FILTER	1

YANMAR FILTERS LIST

ITEM	P/N	DESCRIPTION	QTY
	51011140K	KIT, YANMAR FILTER,SM300	1
1	467498	*AIR FILTER (PRIMARY)	1
2	467506	*AIR FILTER (SAFETY)	1
3	9101798	*FILTER HYDRAULIC SPIN-ON	2
4	9107085	*HIGH PRESS. FILTER	1
5	9107145	*O-RING	1
6	51011072	*FUEL FILTER	1
7	51011091	*WATER SEPARATOR	1
8	51011050	*OIL FILTER	1
9	51011071	*FUEL GASKET	2

DEUTZ FILTERS LIST

ITEM	P/N	DESCRIPTION	QTY
1	51011117	ENGINE OIL	1
2	51011079	FUEL WATER SEPARATOR	1
3	467498	AIR FILTER (PRIMARY)	1

NOTES

THIS PAGE IS INTENTIONALLY LEFT BLANK

TABLE OF CONTENTS

BRUSHES QUICK REFERENCE IX
 FILTERS QUICK REFERENCEX

SECTION 1: CHASSIS

1. FRAME ASSEMBLY2
 2. FRONT FORK ASSEMBLY4
 2A.SPINDLE REPLACEMENT ASSEMBLY KIT6
 3. TOW HITCH ASSEMBLY8
 4. DASH ASSEMBLY (BEFORE JUN 15, 2016).....10
 4A. DASH ASSEMBLY (AFTER JUN 15, 2016).....12
 5. IGNITION KEY IDENTIFICATION14
 6. SEAT ASSEMBLY16
 7. SPEED PEDAL LINKAGE ASSEMBLY18
 8. STEERING ASSEMBLY20
 9. TAIL LIGHT MOUNT.....22
 10. ROPS24

SECTION 2: HYDRAULICS

1. HYDRAULIC SYSTEM HOSES AND FITTINGS28
 2. MANIFOLD ASSEMBLY - FIXED SPEED UP TO JULY 201632
 2A. MANIFOLD ASSEMBLY - FIXED SPEED FROM JULY 2016.....34
 3. WHEEL DRIVE MOTORS.....36
 4. HYDRAULIC BROOM MOTOR ASSEMBLY38
 5. PISTON PUMP ASSEMBLY (HYDROSTATIC)40
 6. AUXILIARY PUMP ASSEMBLY42
 7. HIGH PRESSURE FILTER ASSEMBLY44
 8. LOW PRESSURE FILTER ASSEMBLY46
 9. HYDRAULIC CYLINDER ASSEMBLY48

SECTION 3: BRAKES

1. ACTUATORS AND COUPLER ASSEMBLY52
 2A. BRAKE LINE ASSEMBLY GEN 1 (BEFORE OCT 2025)54
 2B. BRAKE LINE ASSEMBLY GEN 2 (AFTER OCT 2025)56
 3. BRAKE HUBS58

TABLE OF CONTENTS

4. HYDRAULIC DISCONNECT WITH BRAKE ASSEMBLY60
 5. PARKING BRAKE ASSEMBLY64

SECTION 4: ELECTRICAL

1. WIRING HARNESS ASSEMBLY (KUBOTA / DEUTZ)68
 1A. WIRING HARNESS ASSEMBLY (YANMAR).....70
 2. BATTERY ASSEMBLY72
 3. HUB DISENGAGE WARNING SYSTEM74
 4. ENGINE PROTECTION MODULE.....76

SECTION 5: BROOM

1. BROOM ASSEMBLY (6FT / 8FT)80
 2. BROOM FRAME ASSEMBLY86
 3. BROOM FLOAT88
 4. BROOM KITS (6 3/8")90

SECTION 6: DECALS

1. STANDARD OPERATING AND SAFETY94
 2. LAYMOR BRANDING102

SECTION 7: POWERTRAIN

1A. POWERTRAIN ASSEMBLY KUBOTA106
 1B. POWERTRAIN ASSEMBLY YANMAR110
 1C. POWERTRAIN ASSEMBLY DEUTZ112
 1D. ENGINE SERVICE PARTS.....114
 2. RADIATOR ASSEMBLY116
 2A. RADIATOR ASSEMBLY KUBOTA118
 2B. RADIATOR ASSEMBLY YANMAR.....120
 2C. RADIATOR ASSEMBLY DEUTZ.....122
 3A. FUEL SYSTEM KUBOTA124
 3B. FUEL SYSTEM YANMAR / DEUTZ126
 3C. FUEL SYSTEM - OPTIONAL PARTS128
 4. AIR INTAKE ASSEMBLY130
 5. HOOD ASSEMBLY.....132

TABLE OF CONTENTS

6A. EXHAUST ASSEMBLY KUBOTA.....134
 6B. EXHAUST ASSEMBLY YANMAR.....136
 6C. EXHAUST ASSEMBLY DEUTZ.....138

SECTION 8: CAB

1. AC HOSE LAYOUT142
 2. AC COMPRESSOR HYDRAULICS.....144
 3. BLOWER/ EVAPORATOR UNIT146
 4. COMPRESSOR ASSEMBLY148
 5. CONDENSER UNIT150
 6. AC ELECTRICAL HARNESS152
 7. CABIN HEATER ASSEMBLY154
 8. CAB TRIM ASSEMBLY156
 9. FRONT & REAR WINDSHIELD158
 10. DOORS ASSEMBLY (RH, LH)162
 11. WIPER ASSEMBLY168
 12. AC/ENGINE COMPONENTS170

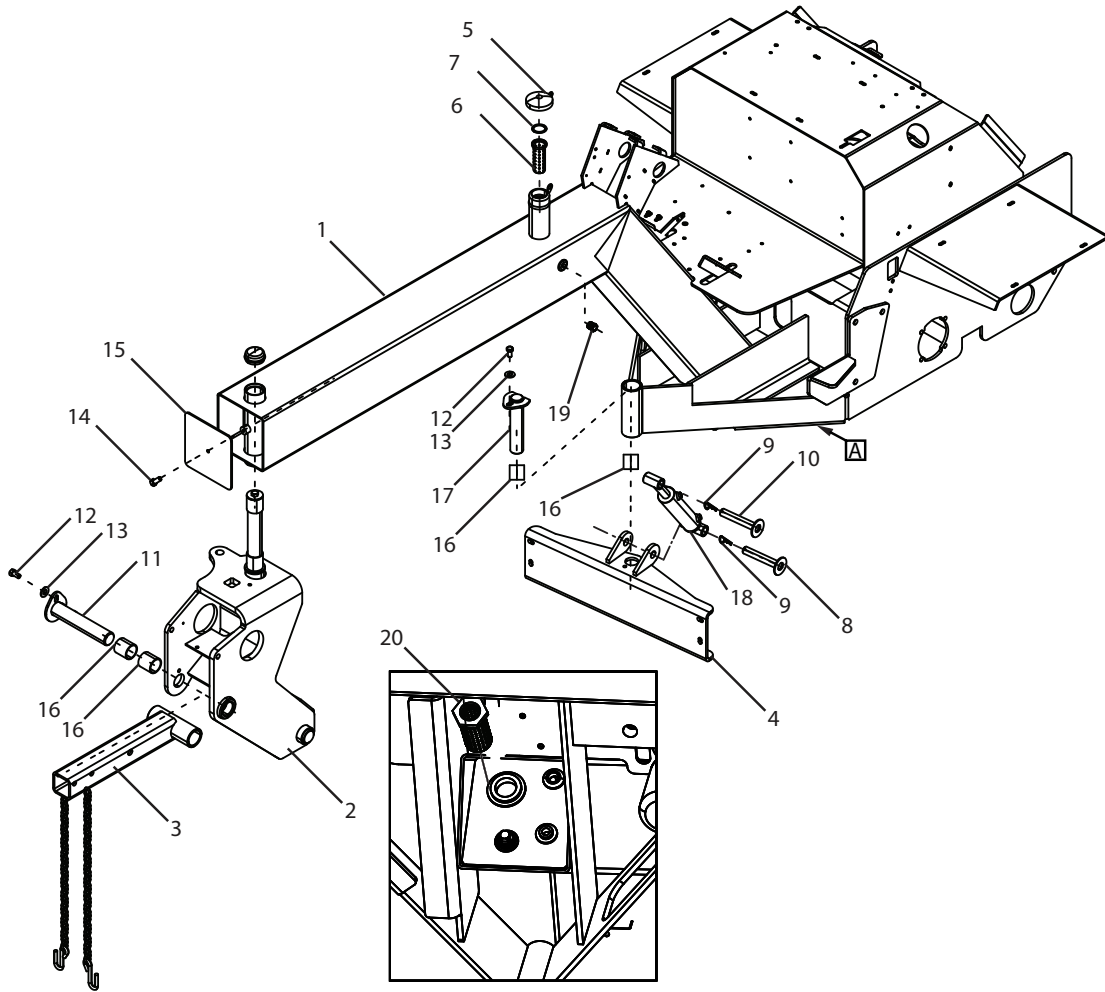
SECTION 9: CONFIGURABLE OPTIONS

1. LIGHT KIT (FRONT AND REAR).....174
 2. WATER TANK ASSEMBLY176
 3. SPRINKLER ASSEMBLY178
 4. LED TURN SIGNAL AND 4- WAY FLASHER182
 5. AC MOUNTED STROBE.....184
 6. SEAT BELT 3" BLACK186
 7. TIRE AND WHEEL LOOSE SPARE ASSEMBLY188
 8. JUMP STUDS.....190
 9. MIRROR ASSEMBLY192
 10A. MANIFOLD ASSEMBLY - VARIABLE SPEED194
 10B. FIXED - VARIABLE SPEED CONVERSION KIT196

THIS PAGE IS INTENTIONALLY LEFT BLANK

SECTION 1: CHASSIS

1. FRAME ASSEMBLY

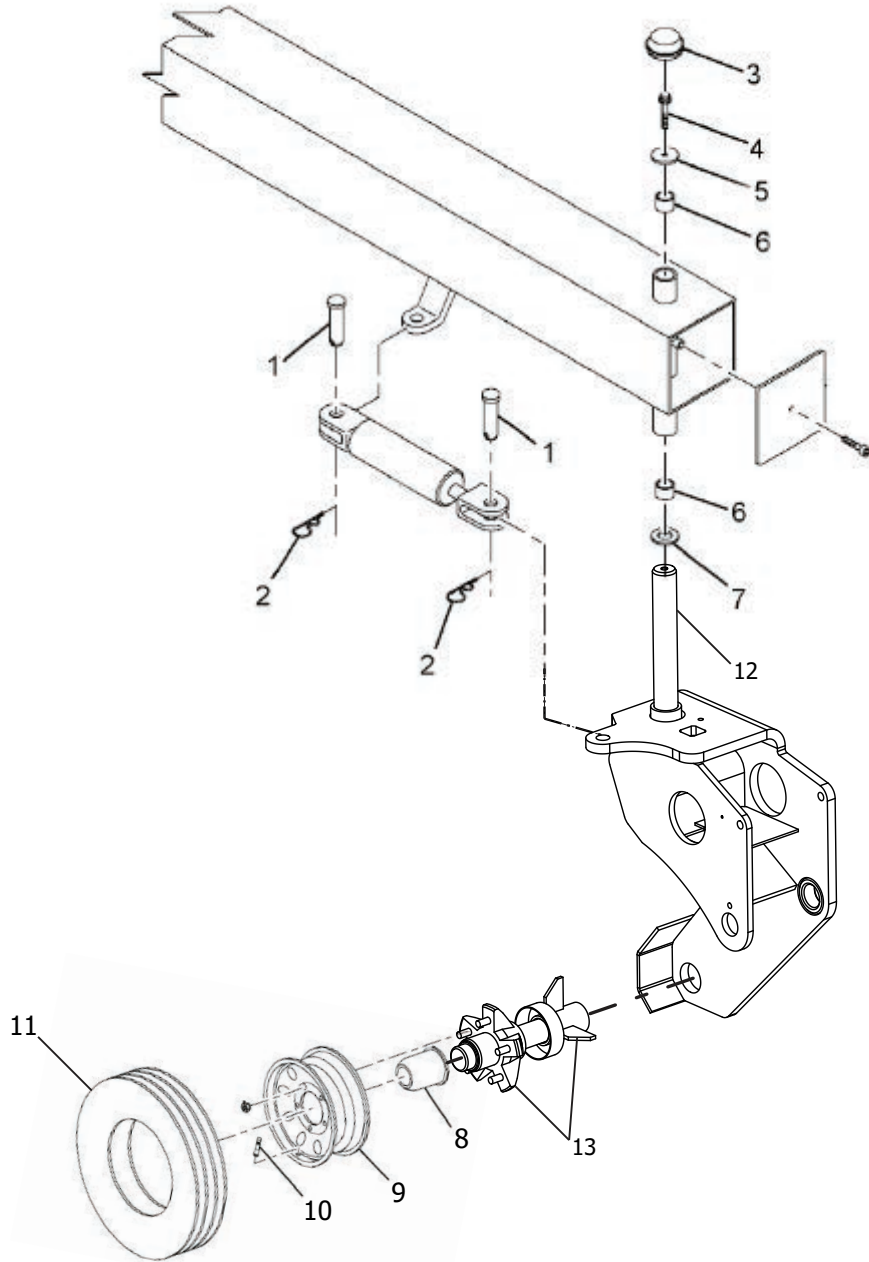


VIEW - A
VIEWED FROM
UNDERNEATH SWEEPER

1. FRAME ASSEMBLY

ITEM	PART NUMBER	DESCRIPTION	QTY	NOTES
1	100074-O	WLDMT, SM300 FRAME - ORANGE	1	
	100074-G	WLDMT, SM300 FRAME - GREEN	1	
2	1000208-O	ASSY, FT FORK W/SPINDLE- ORANGE	1	INCLUDES 375999 HUB
	1000208-G	ASSY, FT FORK W/SPINDLE- GREEN	1	INCLUDES 375999 HUB
3		BAR, TOW	1	SEE "3. TOW HITCH ASSEMBLY" ON PAGE 8.
4	376160	STR, BROOM PIVOT MOUNT	1	
5	439182	CAP, HYDRAULIC FILLER (LOCKING TAB)	1	
6	447979	FILTER, HYDRAULIC SCREEN	1	
7	9104574	WASHER, 1.80 X 1.43 X.06	1	
8	100113	ASSY, LIFT CYLINDER PIN	1	
9	015768	PIN, HAIR -.18 X 3.75	2	
10	100115	PIN, CLEVIS	1	NON-FLOAT ONLY
11	376509	PIN (1.75" X 9.25")	1	
12	441758	CAP SCREW	2	
13	011325	WASHER, FLAT (1/2")	2	
14	472936	CAP SCREW, SOCKET HEAD (5/16"-18UNC X 1")	1	
15	376252-O	COVER, FRAME TUBE (FRONT) - ORANGE	1	
	376252-G	COVER, FRAME TUBE (FRONT) - GREEN	1	
16	V63023100	BUSHING (2"OD X 1-3/4"ID X 2" LONG)	4	
17	377028	PIN (1.75" X 8.25")	1	
18	376641	BROOM LIFT CYLINDER ASSEMBLY	1	
19	9101942	FITTING, SIGHT GAUGE	1	
20	9100143	FILTER, HYDRAULIC TANK (SCREEN)	1	

2. FRONT FORK ASSEMBLY

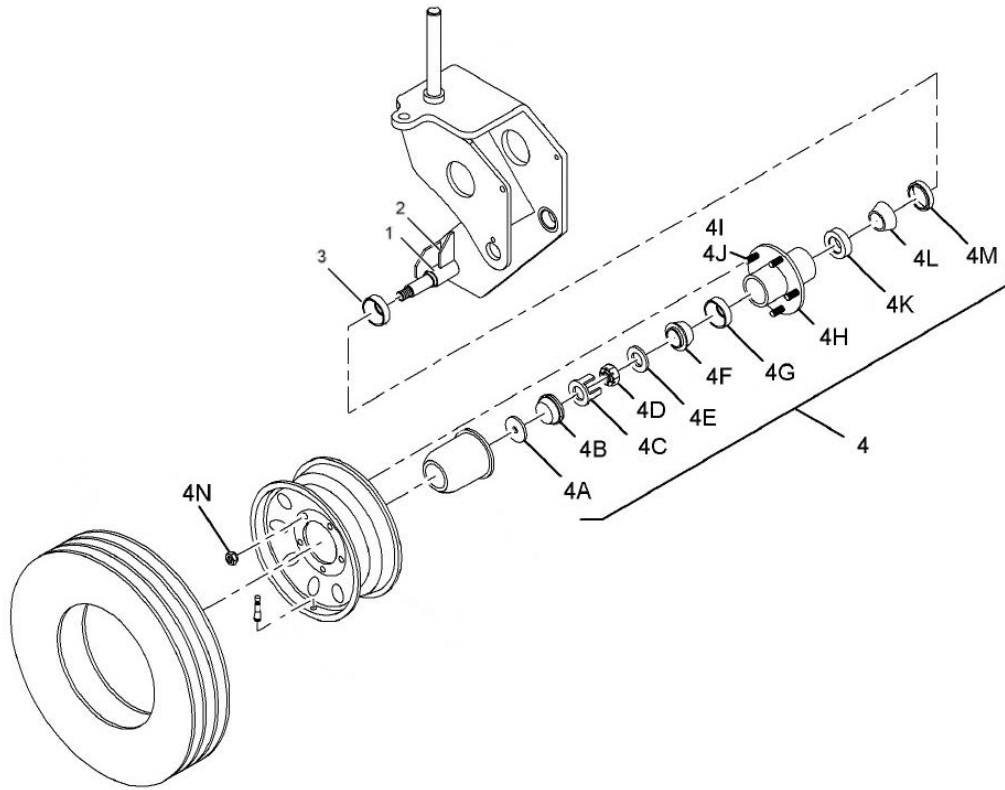


2. FRONT FORK ASSEMBLY

ITEM	PART NUMBER	DESCRIPTION	QTY	NOTES
1	9103034	PIN, CLEVIS (1" OD X 2-3/4" LONG)	2	
2	015768	PIN, HAIR -.18 X 3.75	2	
3	440487	CAP, DUST	1	
4	441766	CAPSCREW (1/2"-13NC X 1", FLANGE)	1	
5	459842	WASHER, PIN RETAINER (2" X 1/2" X 1/8")	1	
6	V63023100	BUSHING (2"OD X 1-3/4"ID X 2" LONG)	2	
7	376327	WASHER, THRUST (.125 X 2.50 X 1.765")	AR	
8	472639	COVER, DUST CAP	1	COSMETIC
9	9104564	RIM, WHEEL	1	
10	029629	STEM, VALVE	1	
11		TIRE (P20575R14, NOT AVAILABLE FOR RESALE)		
12	375974	PIN, FRONT FORK (16" X 1 3/4 DIA.)	1	
13	421105K	SPINDLE REPLACEMENT ASSEMBLY	1	

NOTE: FOR DETAILED ASSEMBLY ILLUSTRATIONS AND A LIST OF KIT CONTENTS, SEE "2A.SPINDLE REPLACEMENT ASSEMBLY KIT" ON PAGE 6.

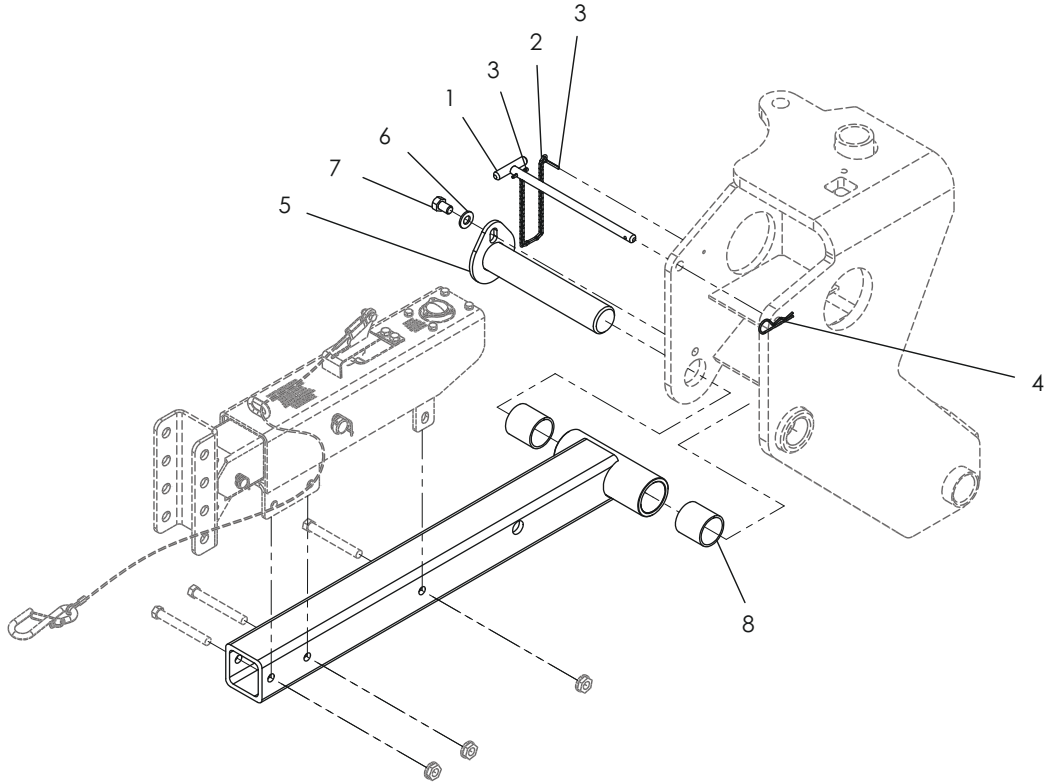
2A.SPINDLE REPLACEMENT ASSEMBLY KIT



2A.SPINDLE REPLACEMENT ASSEMBLY KIT

ITEM	PART NUMBER	DESCRIPTION	QTY	NOTES
	421105K	SPINDLE REPLACEMENT ASSEMBLY	1	
1	376006	*TUBE FRONT SPINDLE SUPPORT	1	
2	376007	*GUSSET, SPINDLE SUPPORT	2	
3	376008	*TUBE, SPINDLE BEARING SHIELD	1	
4	375999	*KIT, HUB / SPINDLE HC FT.FORK	1	
4A	375996	*PLUG, BEARING CAP	1	
4B	375995	*CAP, BEARING W/GREASE HOLE	1	
4C	375994	*RETAINER, SPINDLE NUT	1	
4D	375993	*NUT, SPINDLE	1	
4E	375992	*WASHER	1	
4F	375986	*HUB, BEARING	1	
4G	375987	*OUTER RACE	1	
4H	375988	*HUB (INCLUDES 375989, 9107069&375987)	1	
4I	375989	*STUD, PRESS IN	5	
4J	375990	*STUD, SCREW IN	5	
4K	9107069	*INNER RACE	1	
4L	9107068	*INNER BEARING	1	
4M	375985	*SEAL, HUB	1	
4N	047480	*LUG NUT	5	
4O	031401	*FITTING, GREASE (STRAIGHT, 1/4"-28NF)	1	

3. TOW HITCH ASSEMBLY

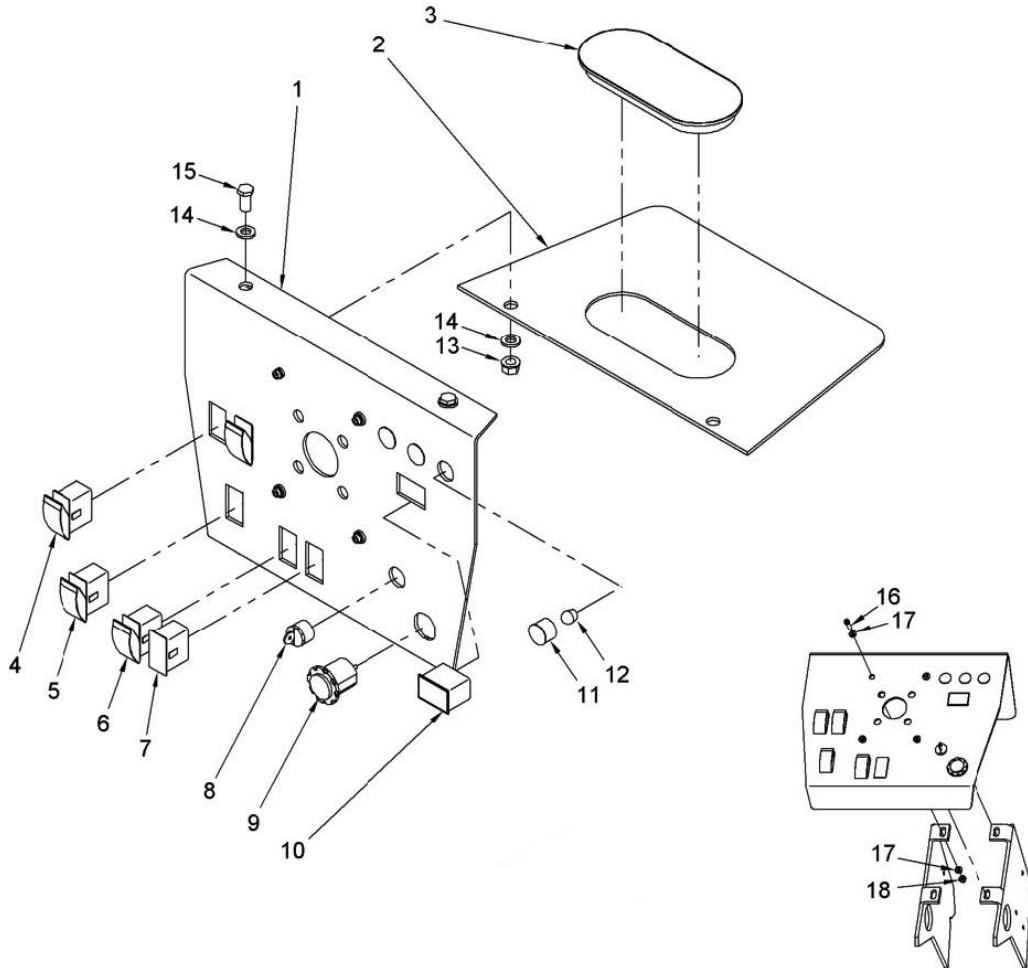


3. TOW HITCH ASSEMBLY

ITEM	PART NUMBER	DESCRIPTION	QTY	NOTES
1	377135	STR., TOW BAR STOW PIN	1	
2	426627	CHAIN, #4 STRAIGHT LENGTH	1	
3	015131	PIN, COTTER - 1/8 x 1.00	2	
4	039180	HAIR PIN COTTER, 3/32	1	
5	376509	STR, PIN 1.75 DIA. x 9.25 (PIN, TOW BAR)	1	
6	011325	FLAT WASHER, 1/2" SAE THRU-HARD	1	
7	011338	BOLT, 1/2-13 HEX X 0.75	1	
8	V63023100	BUSHING, AXLE PIVOT, 2.00 x 1.75 x 2.00	2	

NOTE: FOR ACTUATOR AND COUPLER DETAILS SEE "1. ACTUATORS AND COUPLER ASSEMBLY" ON PAGE 52.

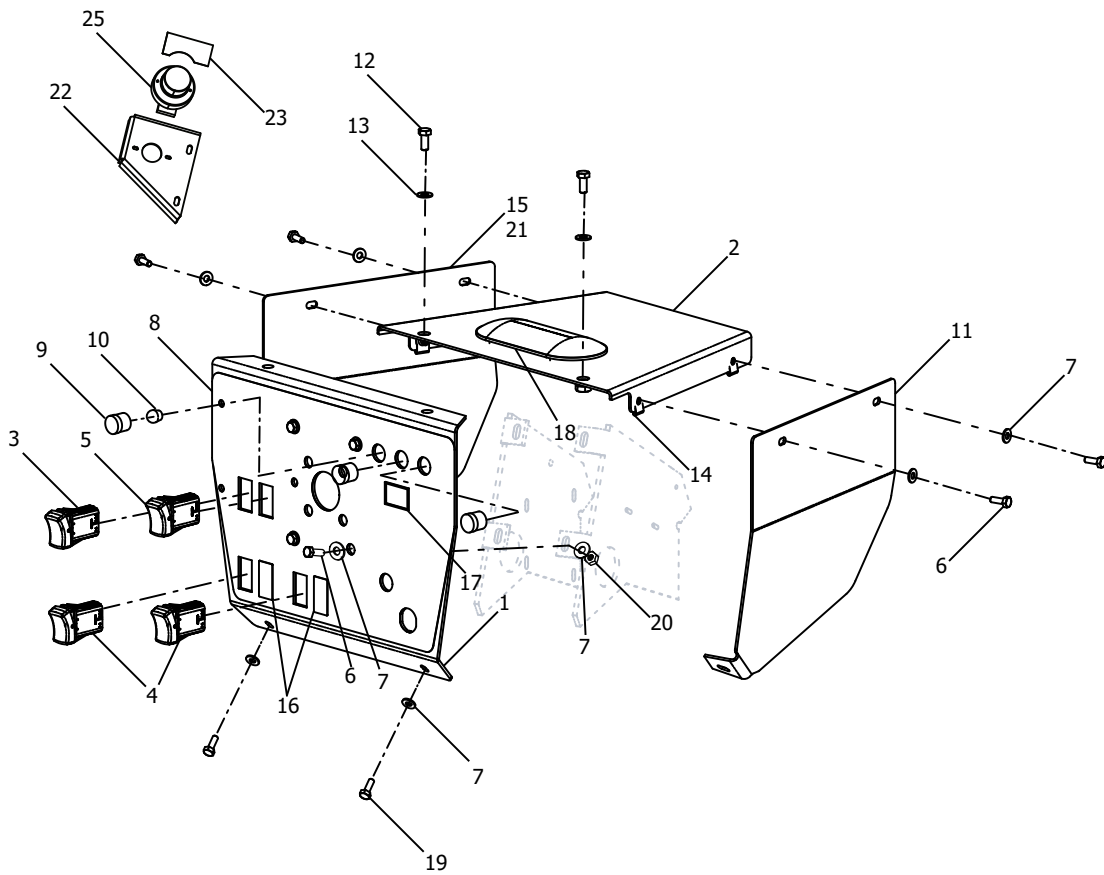
4. DASH ASSEMBLY (BEFORE JUN 15, 2016)



4. DASH ASSEMBLY (BEFORE JUN 15, 2016)

ITEM	PART NUMBER	DESCRIPTION	QTY	NOTES
1	100091	DASH PANEL	1	
2	100106	PANEL, DASH (REAR)	1	
3	446229	LIGHT, OVAL TAIL	1	
4	100135	SWITCH 3- POSITION (MOMENTARY)	2	
5	100136	SWITCH,2- POSITION (ON/OFF)	1	
6	4601113	SWITCH,2- POSITION (ON/OFF, W/LIGHT)	1	
7	500983	SWITCH, DUMMY PLUG	1	
8	9101497	SWITCH, IGNITION (W/9101528 KEYS)	1	
9	9102266	THROTTLE HANDLE AND CABLE ASSEMBLY	1	
10	460485	METER, HOUR	1	
11	047448	LIGHT, RED INDICATOR	3	
12	06024	BULB (12V, 2-WATT)	3	
13	441477	LOCKNUT (3/8"-16NC)	2	
14	011323	WASHER, FLAT (3/8")	4	
15	441659	CAPSCREW(3/8"-16NC X 3/4")	2	
16	441568	CAPSCREW(1/4"-20NC X 1")	4	
17	011321	FLAT WASHER 1/4" SAE HARDENED	8	
18	440636	LOCKNUT (1/4"-20NC)	4	
19	100169	DECALS - DASH ASSEMBLY	1	

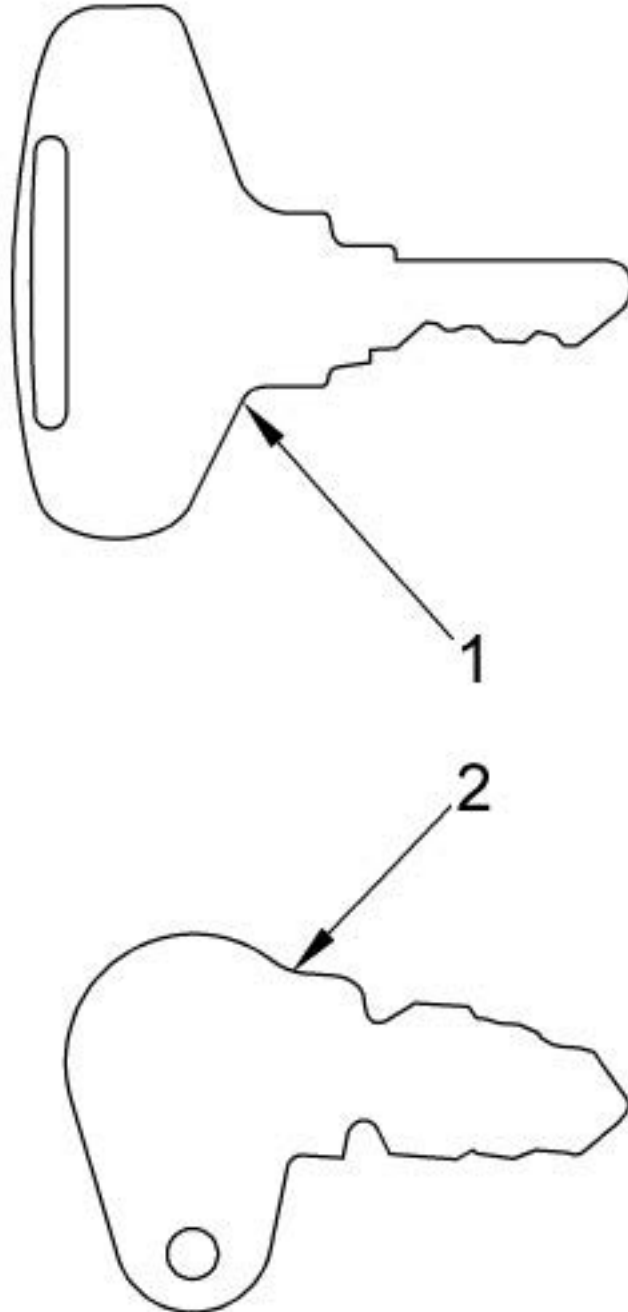
4A. DASH ASSEMBLY (AFTER JUN 15, 2016)



4A. DASH ASSEMBLY (AFTER JUN 15, 2016)

ITEM	PART NUMBER	DESCRIPTION	QTY	NOTES
1	1000105	DASH CONTROL PANEL STD 2016	1	
2	1000262	WLDMT; FRONT DASH ENCLOSURE	1	
3	1000012	SWITCH BROOM SWING	1	
4	1000010	SWITCH ROCKER ON-OFF	3	BROOM, SPRINKLER AND FLOAT OPTION
5	1000011	SWITCH ROCKER RAISE/LOWER BROOM	1	
6	010033	BOLT, 1/4-20 HEX X 0.75	4	
7	011321	WASHER; FLAT 1/4" SAE THRU-HARD	14	
8	1000109	DECAL, DASH CONTROL PANEL STD 2016	1	
9	057448	LIGHT, RED INDICATOR (060624)	3	
10	060624	BULB, 12V 2W	3	
11	1000247	PANEL, RH SIDE, DASH ENCL	1	
12	010322	BOLT, HEX HEAD, 5/16-18 x 0.75	2	
13	011322	WASHER,.31 FLAT	2	
14	067439	CLIP NUT 1/4-20	6	
15	1000246	PANEL; LH SIDE, DASH ENCL	1	
16	500983	SWITCH, DUMMY PLUG	2	OPTION
17	460485	METER, HOUR	1	
18	446229	TAIL LIGHT, OVAL	1	
19	441568	BOLT, 1/4-20 HEX X 1.00	6	
20	440636	NUT, .25-20, TOP LOCK	4	
ONLY FOR VARIABLE SPEED BROOM				
21	1000251	PANEL; LH SIDE, DASH ENCL	1	
22	1000106	BRACKET VAR. SPEED CONTROL KNOB	1	
23	1000110	DECAL DASH VARIABLE SPEED 3WH	1	
24	1000104	SWITCH ROCKER FWD/REV (NOT SHOWN)	1	
25	1000111	KNOB CONTROL F/VAR. SPEED SM300	1	

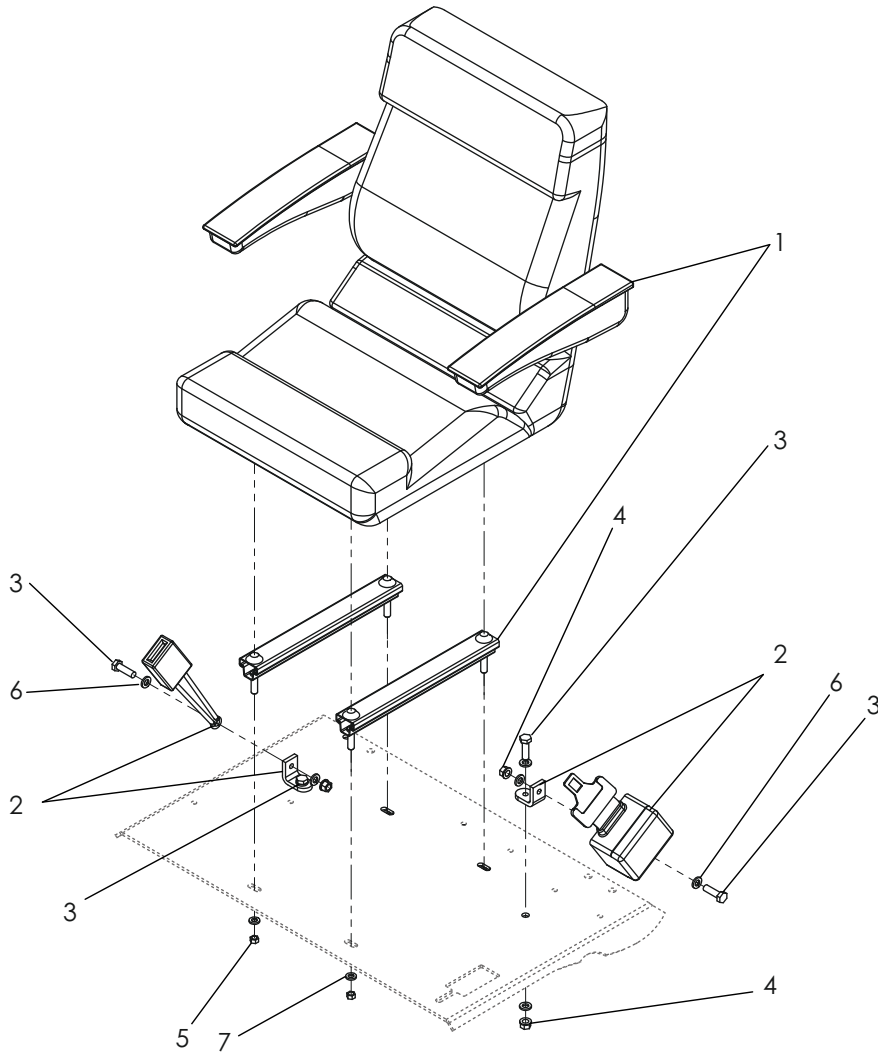
5. IGNITION KEY IDENTIFICATION



5. IGNITION KEY IDENTIFICATION

ITEM	PART NUMBER	DESCRIPTION	QTY	NOTES
1	9101528	KEYS, IGNITION	1	
	9101497	SWITCH, IGNITION (W/9101528 KEYS)	1	
2	468084	KEY (SUNBELT)	1	UP TO AUG 2019
	468083	IGNITION SWITCH (SUNBELT)	1	UP TO AUG 2019

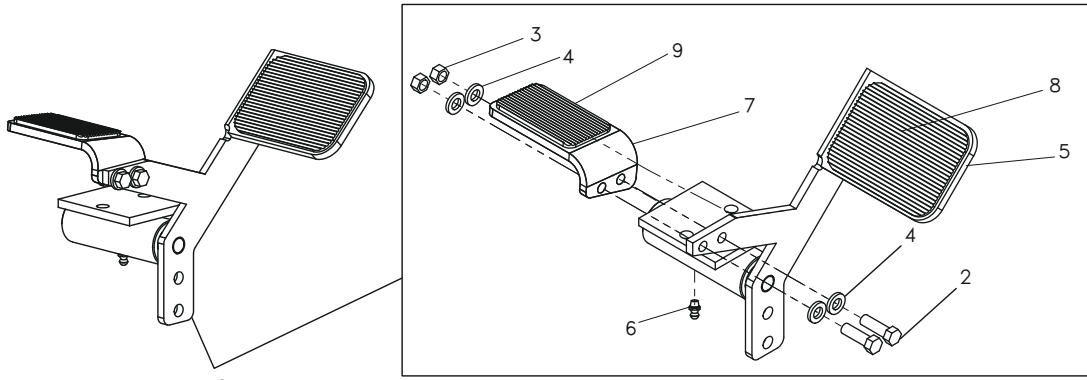
6. SEAT ASSEMBLY



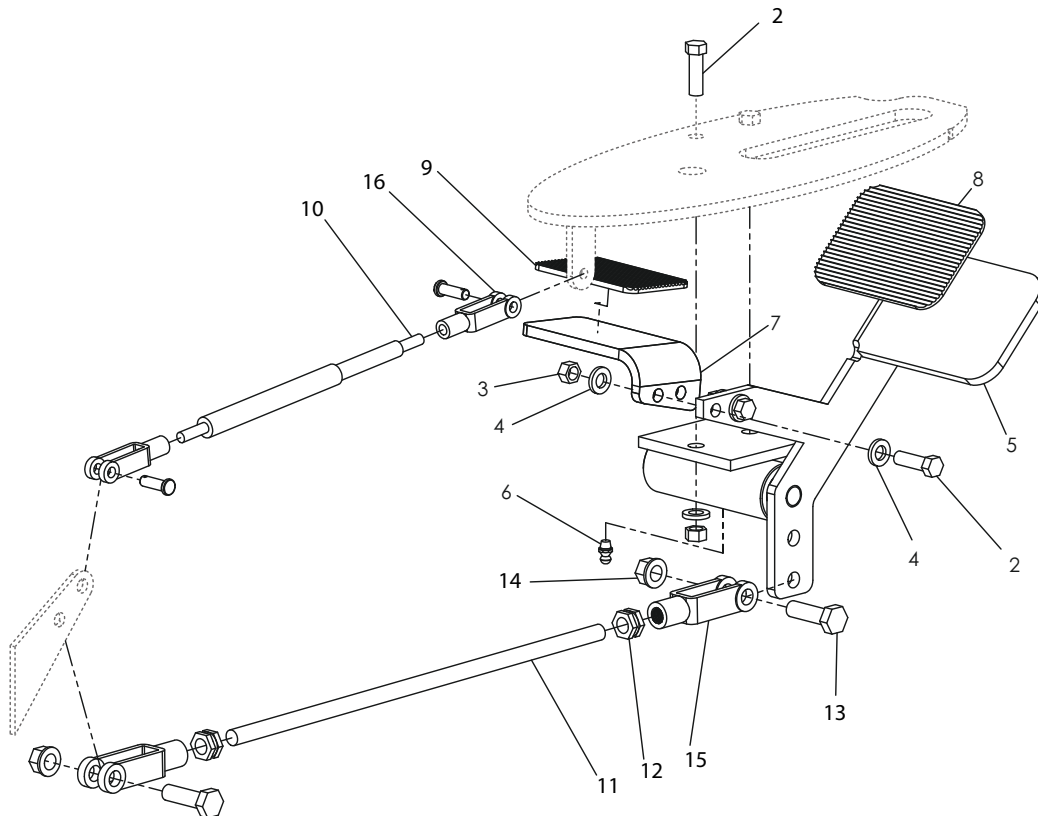
6. SEAT ASSEMBLY

ITEM	PART NUMBER	DESCRIPTION	QTY	NOTES
1	472689	SEAT WITH ARMRESTS AND SLIDERS	1	
2	1000339	RETRACTABLE SEAT BELT ASSEMBLY (2")	1	ORANGE
3	083527	CAP SCREW (3/8"-16NC X 1-1/4")	4	
4	441477	LOCKNUT (3/8"-16NC)	4	
5	083493	NUT, HEX (5/16"-18NC PL)	4	
6	011323	WASHER, FLAT (3/8")	8	
7	011322	WASHER, FLAT (5/16")	4	

7. SPEED PEDAL LINKAGE ASSEMBLY



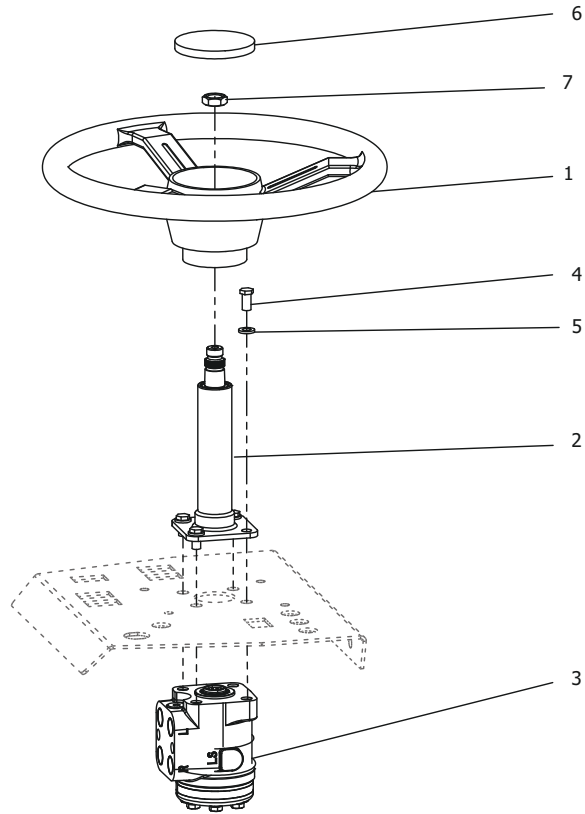
VARIABLE SPEED PEDAL KIT



7. SPEED PEDAL LINKAGE ASSEMBLY

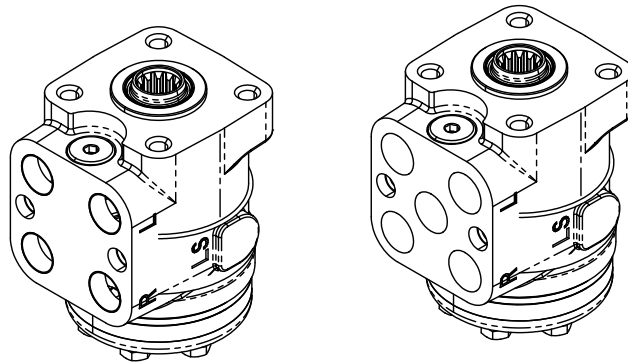
ITEM	PART NUMBER	DESCRIPTION	QTY	NOTES
	100240	SPEED PEDAL LINKAGE ASSEMBLY	1	
1	100104K	KIT, VARIABLE SPEED PEDAL	1	
2	441600	*BOLT, HCS 5/16-18 x 1 YZ8	2	
3	083493	*NUT, 5/16-18 TOP LK GR C	2	
4	011322	*WASHER, SAE THRU HD 5/16 YZKG	4	
5	100104	*WELDMENT, VARIABLE SPEED PEDAL	1	
6	031401	*LUBE FITTING - 1/4-28 NPT, STRAIGHT	1	
7	100105	*BRACKET, VARIABLE SPEED PEDAL	1	
8	460170	*PAD, PEDAL 4 X 2.75	1	
9	1000442	*PAD GRIP, REVERSE PEDAL	1	
10	100200	PEDAL COMPRESSION DAMPER	1	
11	100160	3/8" - 24 X 12" THREADED ROD	1	
12	V23504500	NUT, 3/8-24 Z HX JAM	2	
13	083527	BOLT, HCS 3/8-16 x 1.25, HEX	2	
14	441477	NUT, 3/8-16 TOP LK GR C	2	
15	031930	CLEVIS ROD END - 3/8-24 NF	2	
16	100202	FORGED CLEVIS ROD END	2	

8. STEERING ASSEMBLY



7120418 - 4 PORTS

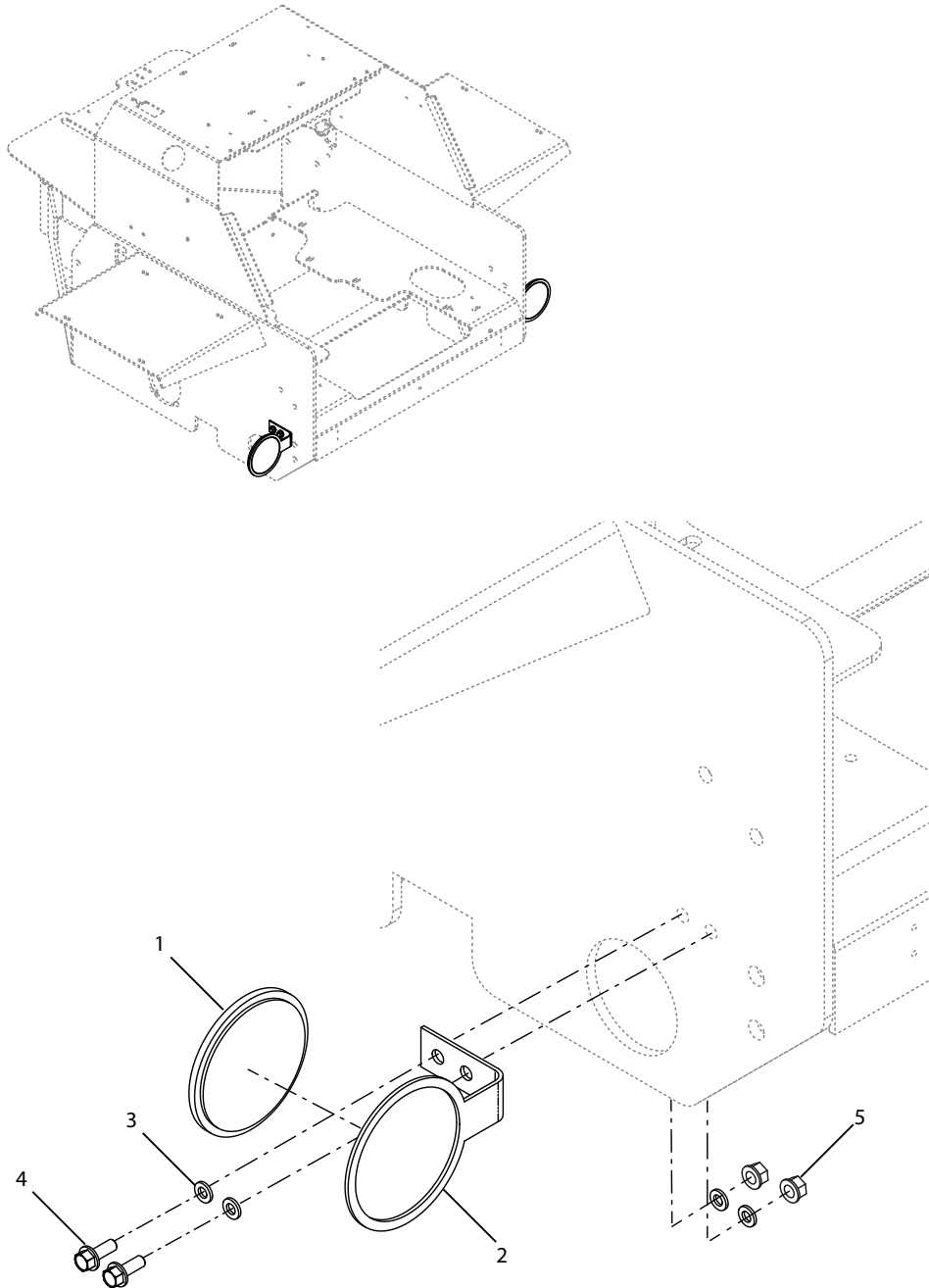
7120424 - 5 PORTS



8. STEERING ASSEMBLY

ITEM	PART NUMBER	DESCRIPTION	QTY	NOTES
1	1000460	WHEEL, STEERING	1	
2	100093	COLUMN, STEERING (INCLUDES 9107146)	1	
3	7120418	VALVE, STEERING ORBITAL, 100cc	1	STANDARD - 4 PORTS
	7120424	VALVE, STEERING ORBITAL, 100CC, PB	1	5 PORTS
4	441659	CAP SCREW (3/8"-16NC X 3/4")	4	
5	011323	WASHER, FLAT (3/8")	4	
6	1000462	COVER, STEERING WHEEL	1	
7	9107146	COLUMN, STEERING NUT	1	
8	1000496	KIT, FTGS AND HOSE, PB STEERING	1	ONLY FOR 7120424

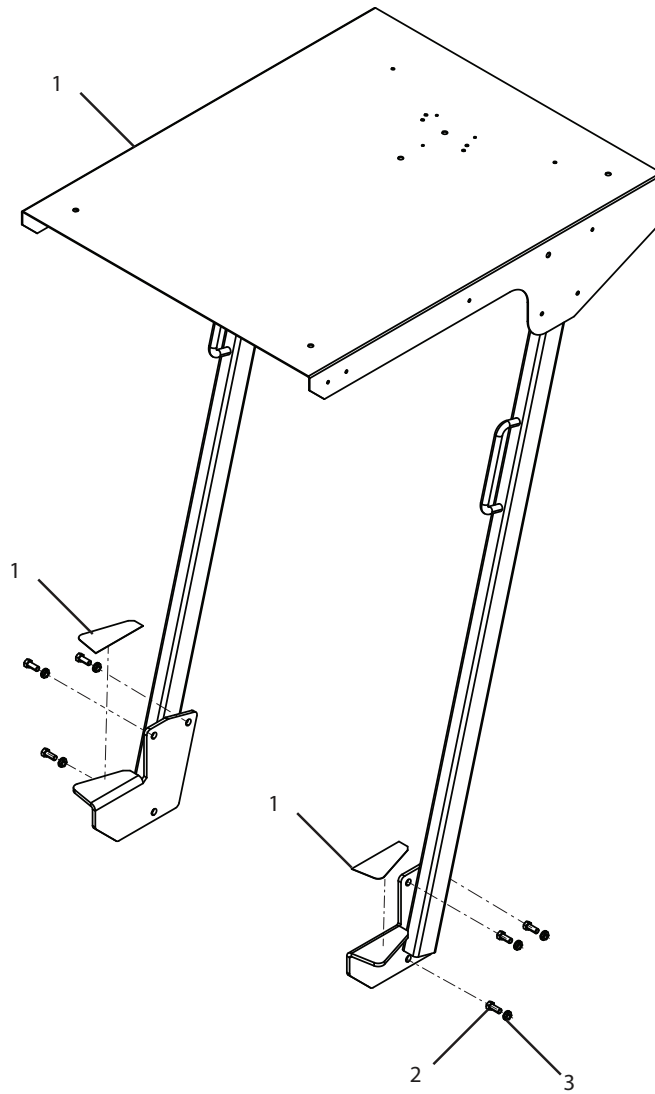
9. TAIL LIGHT MOUNT



9. TAIL LIGHT MOUNT

ITEM	PART NUMBER	DESCRIPTION	QTY	NOTES
1	386577	REAR LED, RUBBER MT S, T, L LIGHT	2	
2	100107	BRACKET, TAIL LIGHT	2	
3	011323	WASHER, 3/8 FLAT	8	
4	441667	BOLT,.38-16 HEX X 1.00, GR8	4	
5	441477	NUT, 3/8-16 TOP LK GR C	4	
6	100050	KIT, LIGHT WITH BRACKET AND HARDWARE	1	

10. ROPS



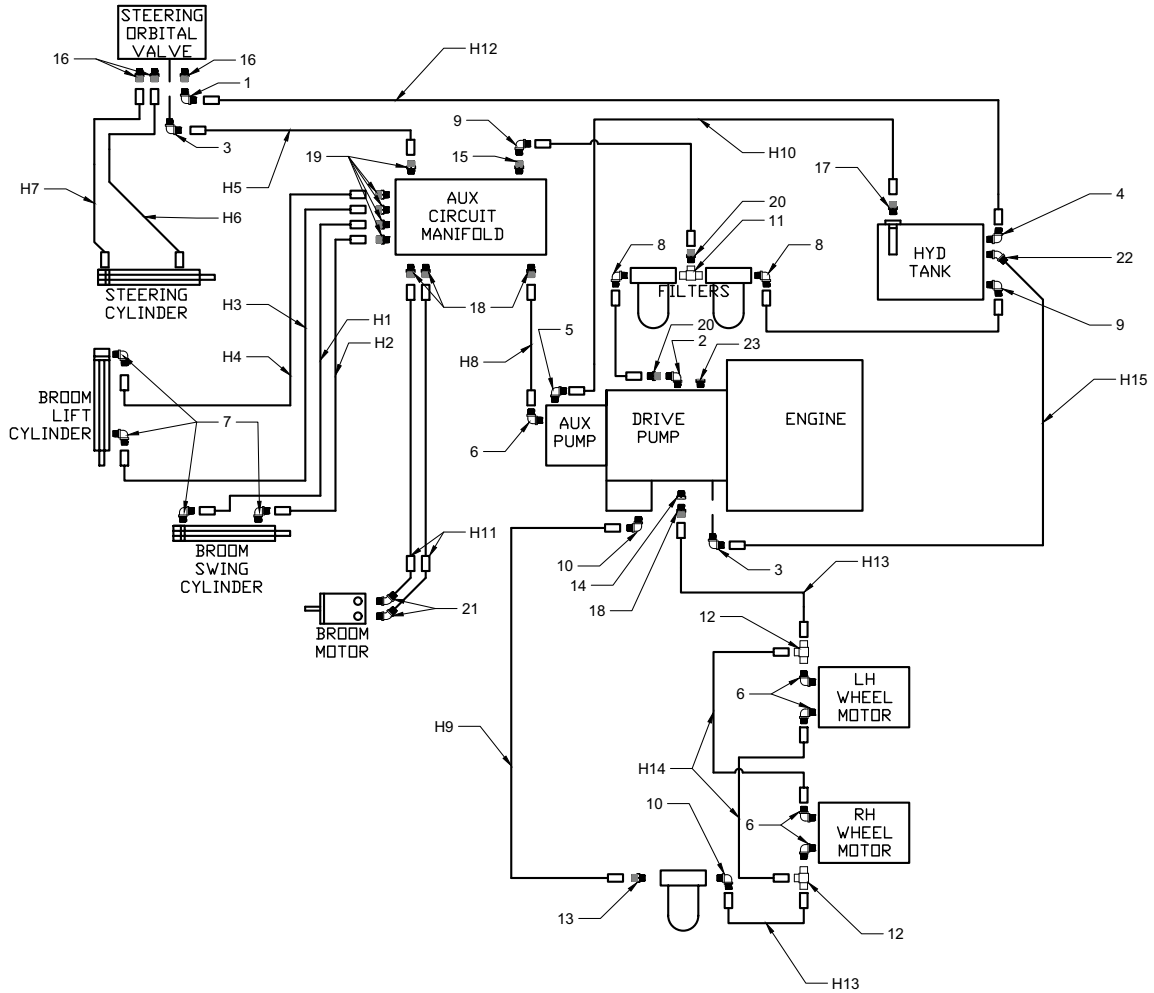
10. ROPS

ITEM	PART NUMBER	DESCRIPTION	QTY	NOTES
1	7115501K-O	ROPS CANOPY - ORANGE	1	
	7115501K-G	ROPS CANOPY - GREEN	1	
	1000230	STEP GRIPS	1	INCLUDED IN KIT
2	012039	CAP SCREW (5/8"-11NC X 1-1/2")	6	
3	406231	LOCKNUT (.62-11NC)	6	

THIS PAGE IS INTENTIONALLY LEFT BLANK

SECTION 2: HYDRAULICS

1. HYDRAULIC SYSTEM HOSES AND FITTINGS



1. HYDRAULIC SYSTEM HOSES AND FITTINGS

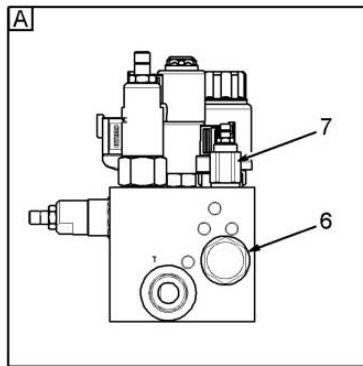
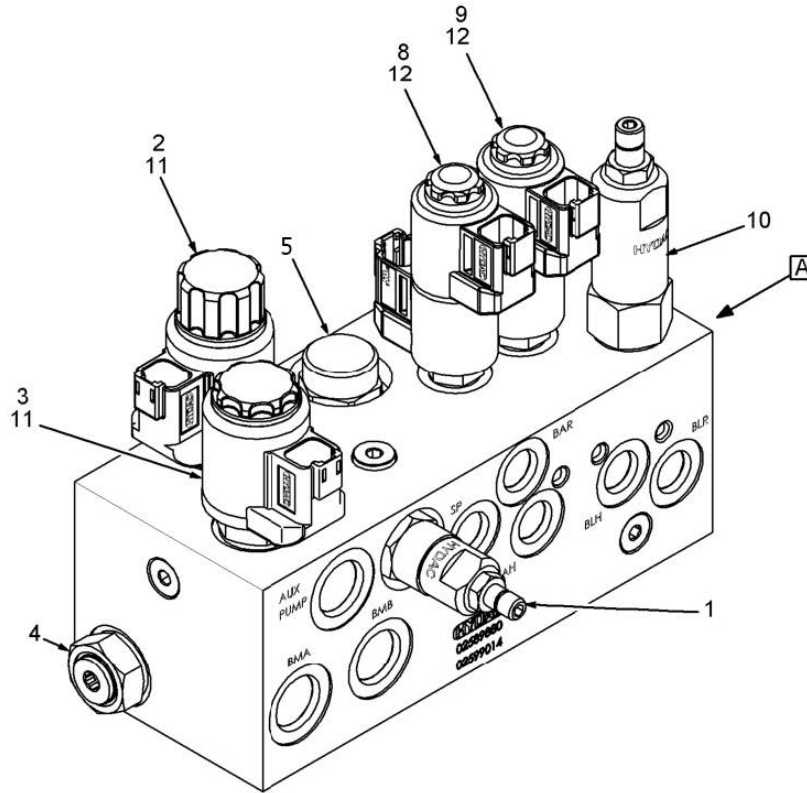
ITEM	PART NUMBER	DESCRIPTION	QTY	NOTES
ADAPTER KIT BOM				
1	092965	ADAPTER, 90 -6FJIC X -6MJIC	1	
2	9107127	FEMALE ELBOW F/100140	1	
3	V63143600	ADAPTER, 90 -8MSAE X -6MJIC	2	
4	092825	ADAPTER, 90 -6SAEM X -6JICM	1	
5	386643	ADAPTER 12MORFS X 12MSAE 90	1	
6	386631	ADAPTER 8 X 10 90	5	
7	477639	STRAIGHT THREAD ELBOW	4	
8	467613	ADAPTER, 90 -12NPTM X .50 HOSE	2	
9	447094	ADAPTER, 90 -8 SAE MALE TO .50	2	
10	477632	ADAPTER 8MORFS X 12MSAE 90 DEG	2	
11	467605	ADAPTER, TEE -12NPTM -12NPTM	1	
12	477633	ADAPTER 8ORFS SWIVEL RUN TEE	2	
13	071332	ADAPTER, STR -12MOR X -12MJIC	1	
14	475657	ADAPTER, STR -12MSAE X -8FSAE	1	
15	V63145800	ADAPTER, -10SAEM X -8SAEFM	1	
16	093427	ADAPTER, STR -8MOR X -6MJIC	3	FOR 7120418 SEE PAGE 21
17	9107129	MALE CONNECTOR F/100140	1	
18	477634	ADAPTER 8MORFS X 8MSAE STR	4	
19	477637	ADAPTER 6MORFS X 6MSAE STR	5	
20	467621	ADAPTER, STR -12MNPT X .50 HOS	2	
21	477647	ADAPTER 8MORFS X 10MSAE 45 DEG	2	
22	425348	ADAPTER, 45 -6MOR X -6MJIC	1	
23	406819	PLUG, -4MOR HEX HEAD	1	
HOSE KIT BOM				
H1	1000317	HOSE ASM, #6, 100R1, ORFS-ORFS, 15.5"	1	
H2	1000319	HOSE ASM, #6, 100R1, ORFS-ORFS, 16.25"	1	
H3	1000321	HOSE ASM, #6, 100R1, ORFS-ORFS 90, 33.25"	1	
H4	1000322	HOSE ASM, #6, 100R1, ORFS-ORFS 90, 35"	1	
H5	1000323	HOSE ASM, #6, 100R1, FJIC-ORFS 90, 57"	1	
H6	1000324	HOSE ASM, #6, 100R1, FJIC-FJIC 90, 57.5"	1	
H7	1000325	HOSE ASM, #6, 100R1, FJIC-FJIC 90, 67"	1	

SECTION 2: HYDRAULICS: 1. HYDRAULIC SYSTEM HOSES AND FITTINGS.

ITEM	PART NUMBER	DESCRIPTION	QTY	NOTES
H8	1000326	HOSE ASM, #8, 100R2, ORFS-ORFS 90, 16.75"	1	
H9	1000330	HOSE ASM, #8, 100R2, ORFS-12JIC 90, 17.75"	1	
H10	1000331	HOSE ASM, #12, 100R4, ORFS-ORFS 90, 26.0"	1	
H11	1000332	HOSE ASM, #8, 100R1, ORFS-ORFS 45, 120.5"	2	
H12	1000414	HOSE ASM, #6, 100R1, FJIC-FJIC, 19"	1	
H13	1000335	HOSE ASM, #8, 100R2, ORFS 45-ORFS, 21.25"	2	
H14	1000336	HOSE ASM, #8, 100R2, ORFS-ORFS 90, 26.25"	2	
H15	1000334	HOSE ASM, #6, 100R1, FJIC-FJIC 90, 30.5"	1	

THIS PAGE IS INTENTIONALLY LEFT BLANK

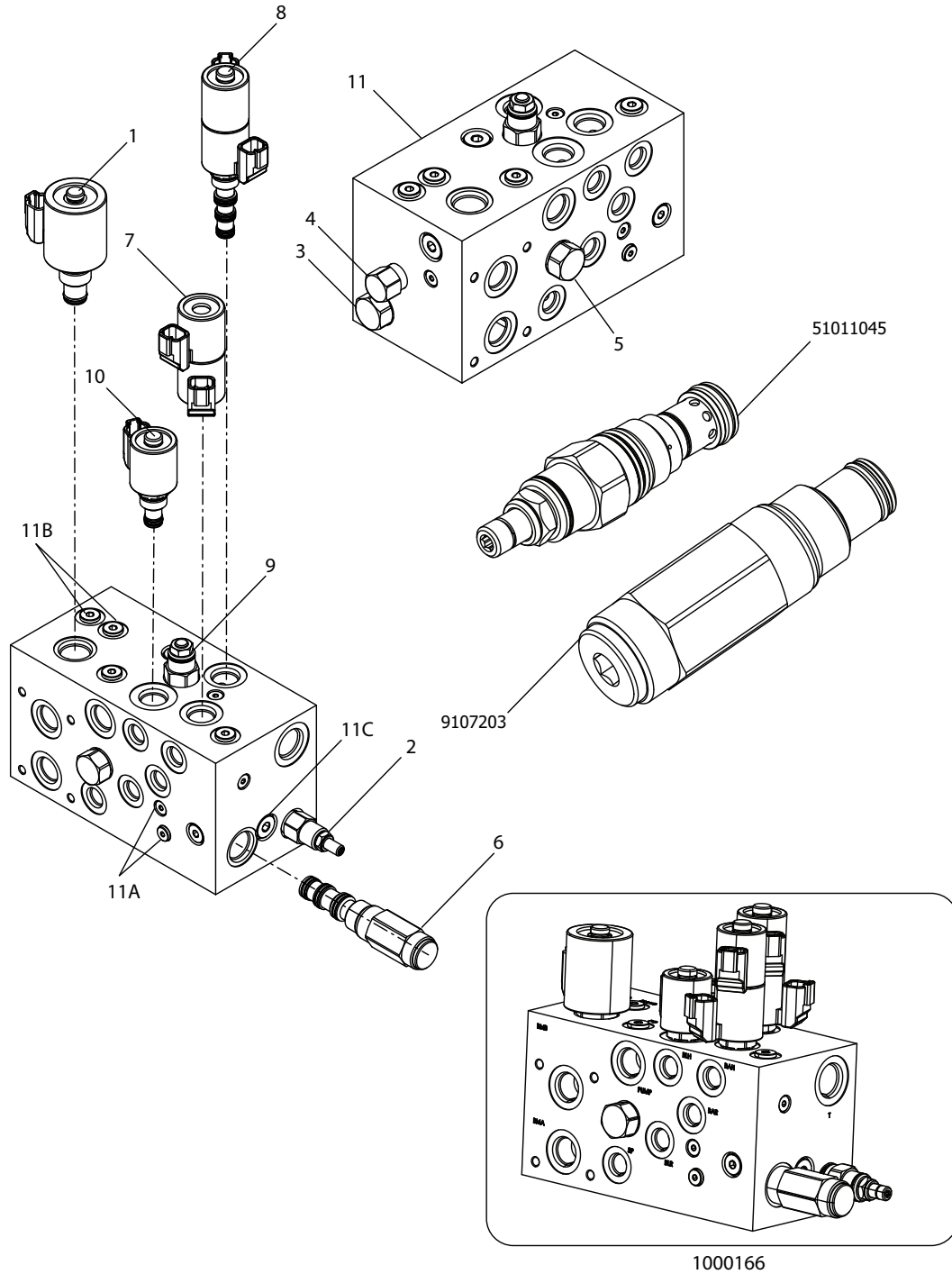
2. MANIFOLD ASSEMBLY - FIXED SPEED UP TO JULY 2016



2. MANIFOLD ASSEMBLY - FIXED SPEED UP TO JULY 2016

ITEM	PART NUMBER	DESCRIPTION	QTY	NOTES
	100064	BROOM MANIFOLD BLOCK ASSEMBLY	1	
1	9107072	RELIEF VALVE, BROOM MOTOR	1	
2	9107073	VALVE, SOLENOID CARTRIDGE	1	
3	9107074	VALVE, SOLENOID CARTRIDGE	1	
4	9107075	VALVE, CHECK	1	
5	9107076	VALVE, FLOW CONTROL (3 GPM)	1	
6	9107077	VALVE, FLOW CONTROL (1 GPM)	1	
7	9107078	VALVE, PRESSURE RELIEF	1	
8	9107079	VALVE, SOLENOID CARTRIDGE (SWING)	1	
9	9107080	VALVE, SOLENOID CARTRIDGE (LIFT)	1	
10	9107081	VALVE, CHECK	1	
11	9107082	COIL, SOLENOID	2	
12	9107083	COIL, SOLENOID	4	

2A. MANIFOLD ASSEMBLY - FIXED SPEED FROM JULY 2016



2A. MANIFOLD ASSEMBLY - FIXED SPEED FROM JULY 2016

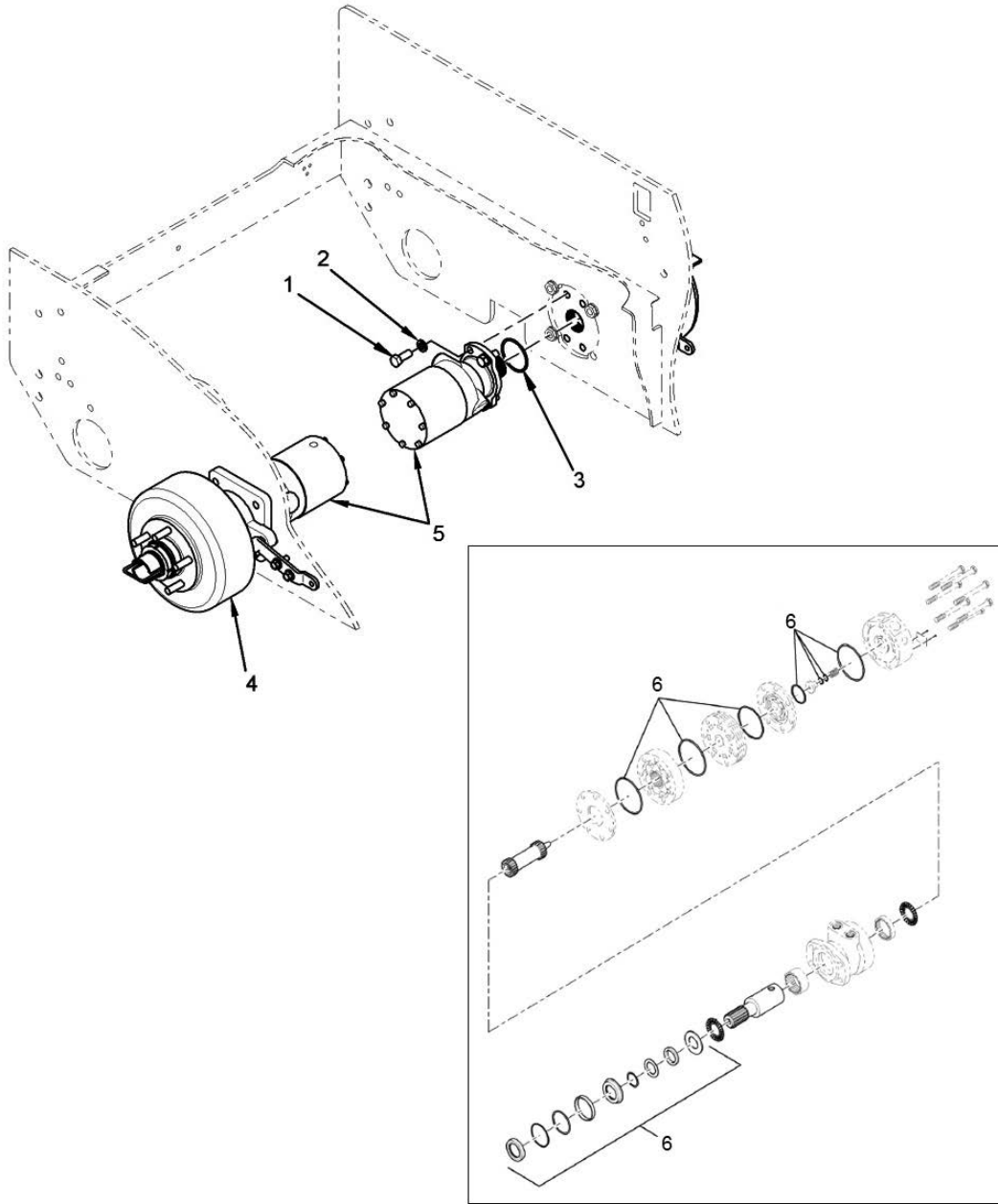
ITEM	PART NUMBER	DESCRIPTION	QTY	NOTES
	1000166	BROOM MANIFOLD ASSEMBLY - FIXED SPEED	1	
1	51011131	VALVE ASM, BROOM ROTATION, W/ COIL	1	
2	51011045	RELIEF VALVE; P.O., BALANCED	1	SUN
	9107203	RELIEF VALVE; P.O., BALANCED	1	HYDRAFORCE
3	9107209	MODULATING ELEMENT; N.C.	1	
4	9107210	CHECK VALVE	1	
5	9107211	PRIORITY FLOW CONTROL	1	
6	9107212	PRIORITY FLOW CONTROL; FIXED PRESS. RELIEF	1	
7	51011128	VALVE ASM, BROOM SWING, W/ COILS	1	
8	51011129	VALVE ASM, BROOM LIFT, W/COILS	1	
9	9107215	COUNTER BALANCE VALVE, 3:1	1	
10	51011130	VALVE ASM, BROOM FLOAT, W/ COIL	1	
11		CUSTOM ALUMINUM MANIFOLD BODY	1	
11A		CONSTRUCTION PLUG		
11B		CONSTRUCTION PLUG		
11C		CONSTRUCTION PLUG		

NOTE: VALVE COILS NOT SOLD SEPARATELY.

FOR VARIABLE SPEED ROTATION SEE “10A. MANIFOLD ASSEMBLY - VARIABLE SPEED” ON PAGE 194.

KIT AVAILABLE TO CONVERT FROM STANDARD ROTATION TO VARIABLE SPEED ROTATION. FOR DETAILS SEE “10B. FIXED - VARIABLE SPEED CONVERSION KIT” ON PAGE 196.

3. WHEEL DRIVE MOTORS

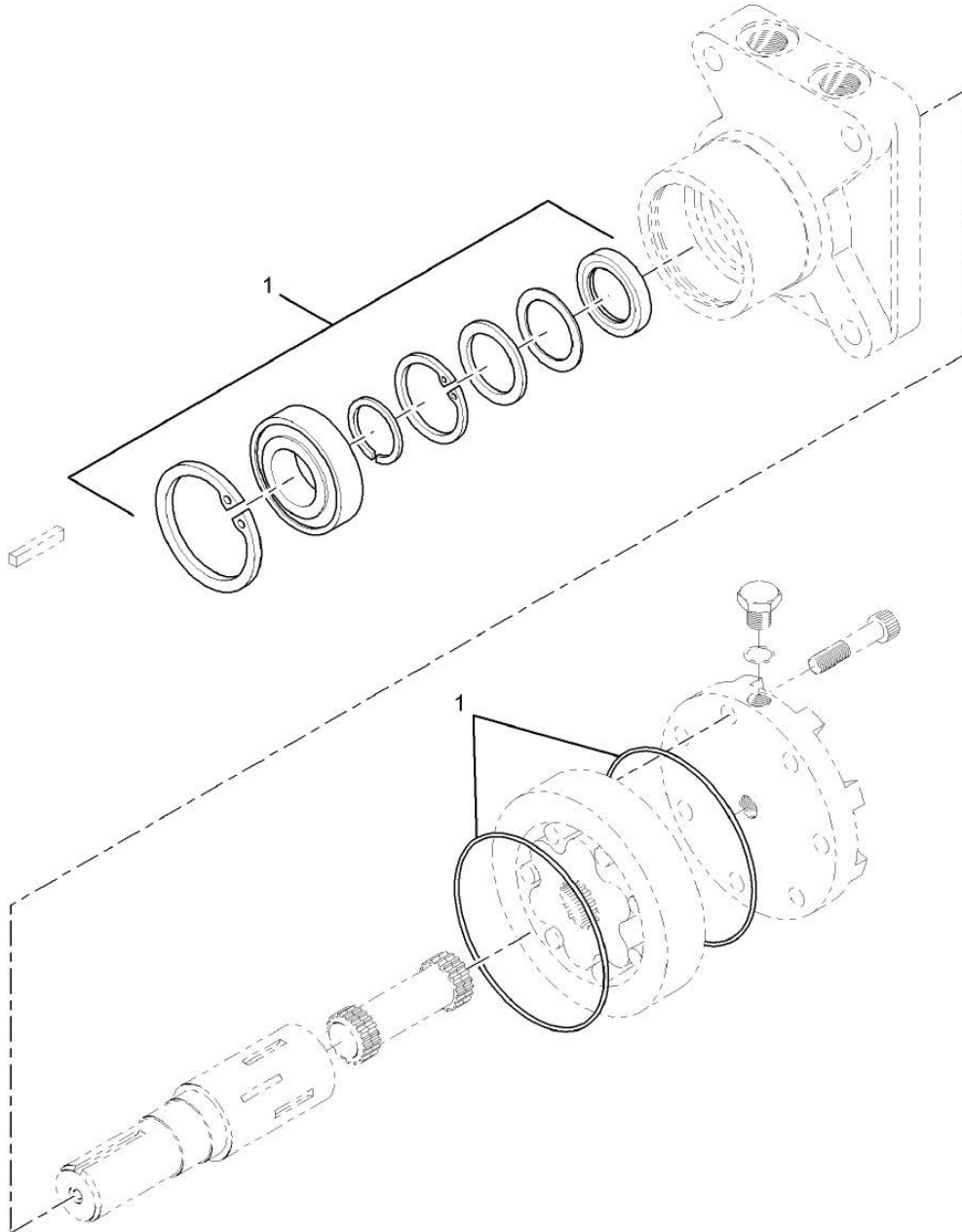


HYDRAULIC DRIVE MOTOR

3. WHEEL DRIVE MOTORS

ITEM	PART NUMBER	DESCRIPTION	QTY	NOTES
1	056879	CAP SCREW (1/2"-20NF X 1-1/4")	4	
2	011643	WASHER, LOCK (1/2")	4	
3	9101452	O-RING	1	
4	9104349	HYDRAULIC DISCONNECT ASSEMBLY (W/BRAKE)	2	
THROUGH APRIL 2020				
5	9103730	HYDRAULIC DRIVE MOTOR W/CASE DRAIN	2	
6	511607	KIT, SEAL	1	FOR 9103730
AFTER APRIL 2020				
5	1000277	HYDRAULIC DRIVE MOTOR W/O CASE DRAIN	2	
6	404540	KIT, SEAL	1	FOR 1000277

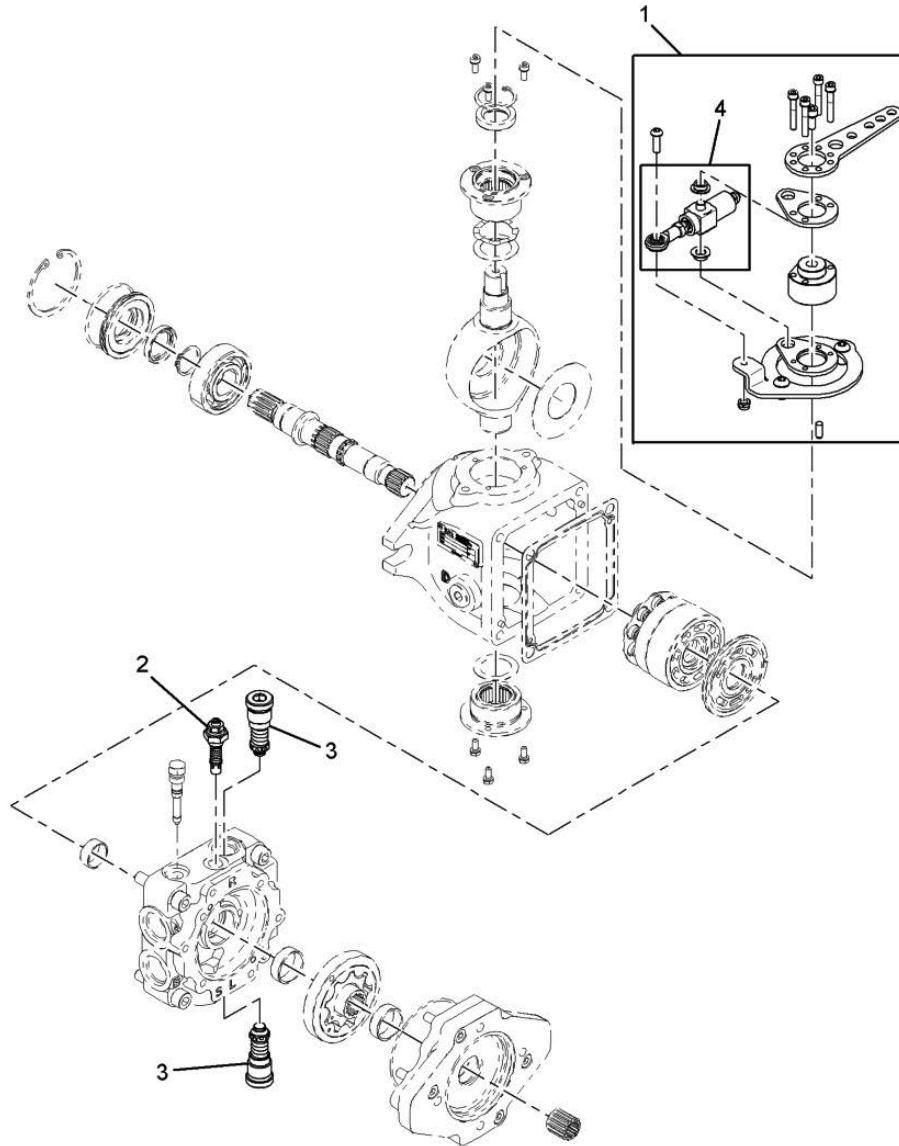
4. HYDRAULIC BROOM MOTOR ASSEMBLY



4. HYDRAULIC BROOM MOTOR ASSEMBLY

ITEM	PART NUMBER	DESCRIPTION	QTY	NOTES
1	9107094	KIT, SEAL (BROOM DRIVE MOTOR)	1	WHITE / DANFOSS MODELS
	404540	KIT, SEAL (BROOM DRIVE MOTOR)		PARKER MODELS

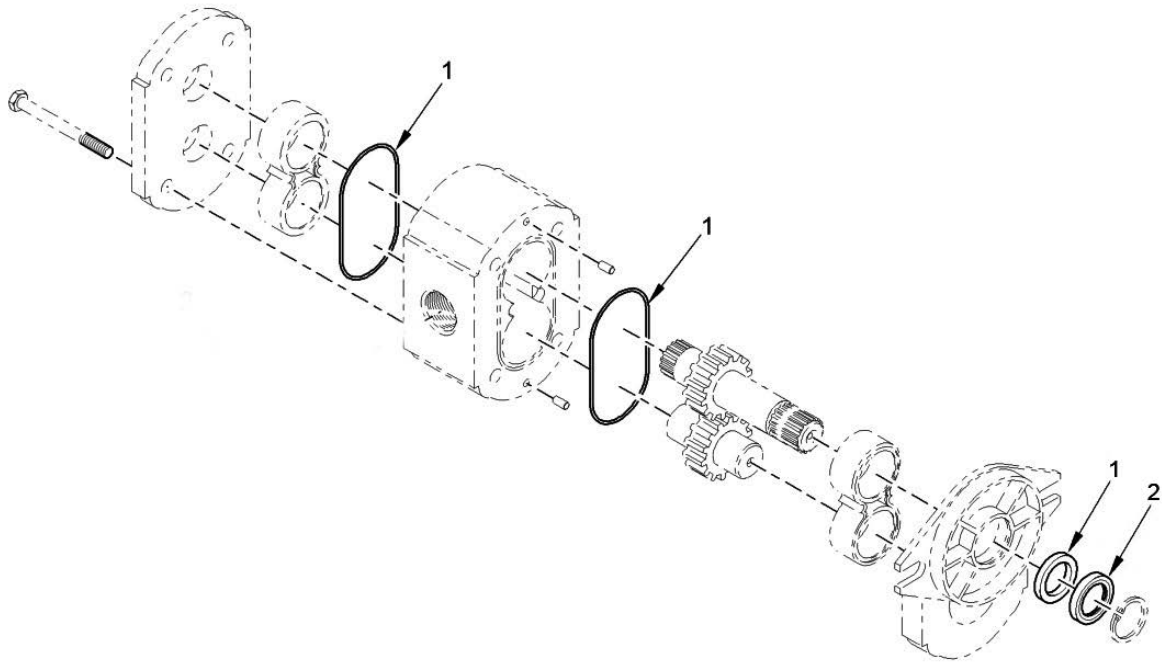
5. PISTON PUMP ASSEMBLY (HYDROSTATIC)



5. PISTON PUMP ASSEMBLY (HYDROSTATIC)

ITEM	PART NUMBER	DESCRIPTION	QTY	NOTES
1	9107109	MECHANICAL ZEROING ASSEMBLY	1	2-BOLT STYLE
	10777671	MECHANICAL ZEROING ASSEMBLY	1	3-BOLT STYLE
2	9107108	VALVE, CHARGE (ADJUSTABLE)	1	
3	9107107	VALVE, RELIEF	2	
4	9107164	SPRING CENTER KIT F/9107109	1	
	9107096	KIT, SEAL	A/R	

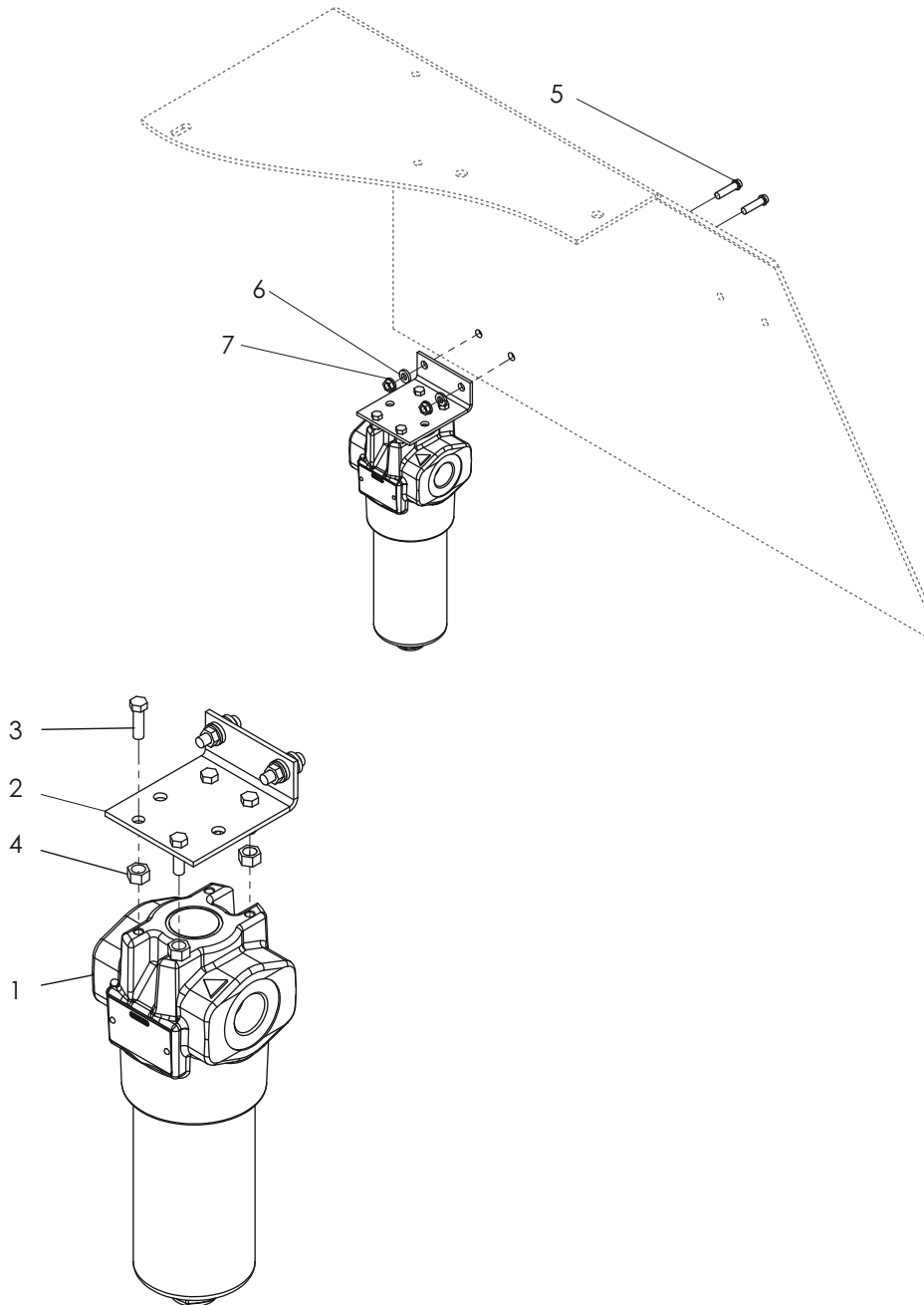
6. AUXILIARY PUMP ASSEMBLY



6. AUXILIARY PUMP ASSEMBLY

ITEM	PART NUMBER	DESCRIPTION	QTY	NOTES
1	459693	KIT, SEAL, GEAR PUMP	1	BONDIOLI
	440466	KIT, SEAL, GEAR PUMP	1	PARKER
	9107100	SEAL, BODY, GEAR PUMP	1	REXROTH
2	9107101	SEAL, SHAFT, GEAR PUMP	1	REXROTH

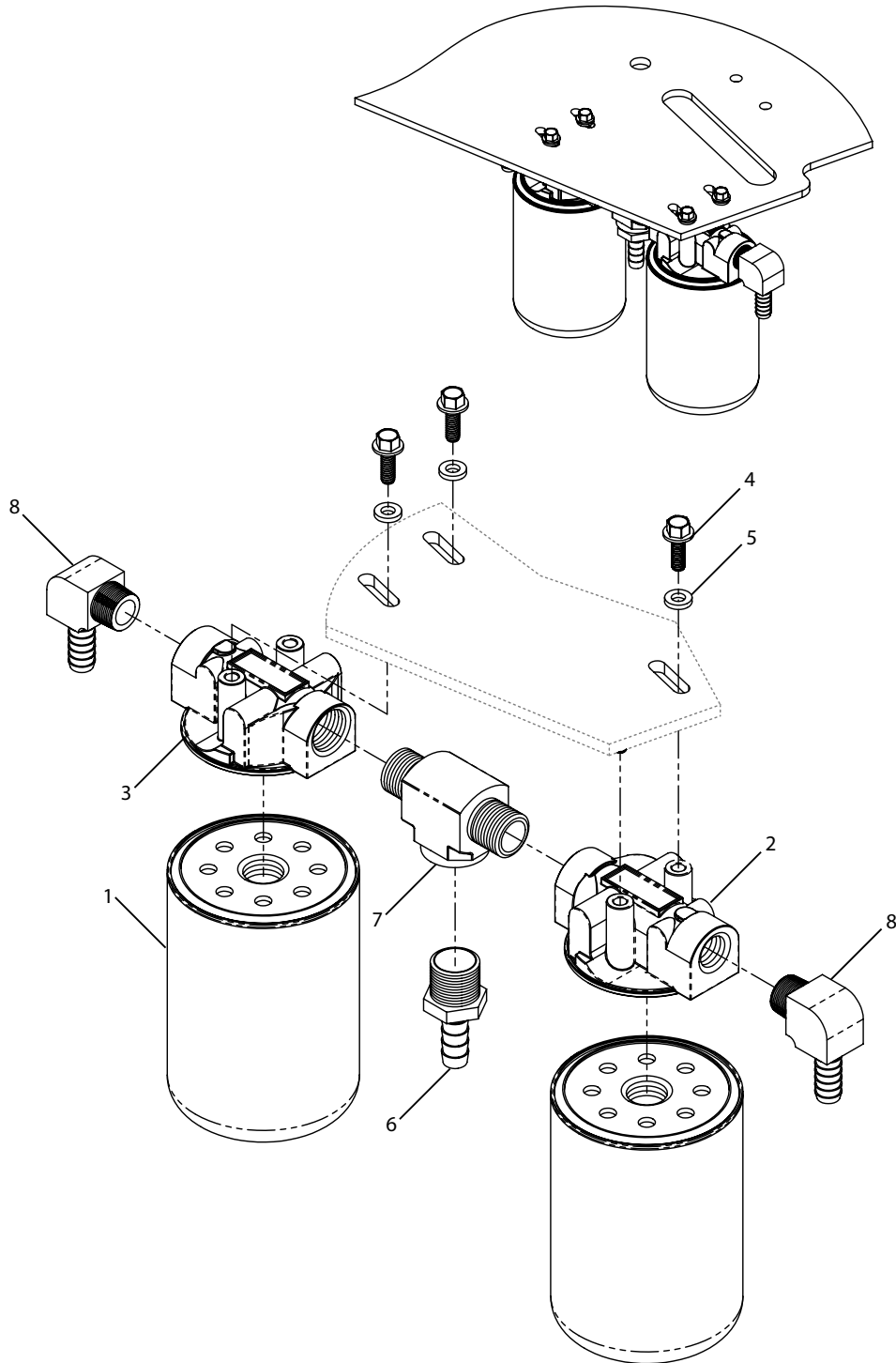
7. HIGH PRESSURE FILTER ASSEMBLY



7. HIGH PRESSURE FILTER ASSEMBLY

ITEM	PART NUMBER	DESCRIPTION	QTY	NOTES
1	1000053	FILTER BI DIRECTIONAL SM 300	1	
	9107085	*ELEMENT (FOR 1000053)	1	SEE "FILTERS QUICK REFERENCE" ON PAGE X.
	9107145	*O-RING (FOR 1000053)	1	
2	100102	BRACKET, BI-DIRECTIONAL	1	
3	1001407	BOLT, FLANGE, M6	4	
4	010553	NUT, .31-18 HEX	4	
5	441568	BOLT, .25-20 FLANGE X 1.00	2	
6	011321	WASHER, .25 SAE FLAT HARDENED	4	
7	440636	TOP LK 1/4-20 GR C	2	

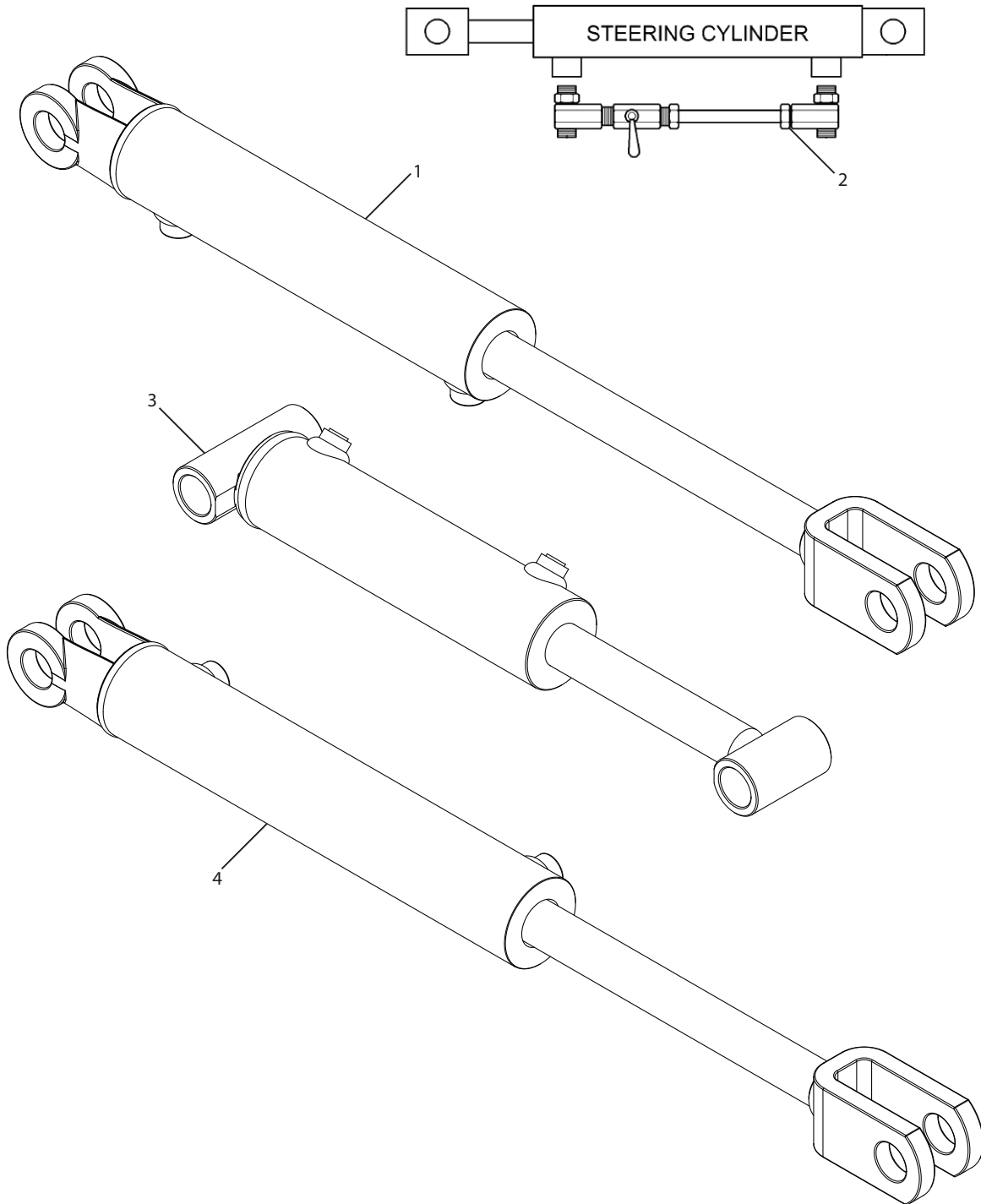
8. LOW PRESSURE FILTER ASSEMBLY



8. LOW PRESSURE FILTER ASSEMBLY

ITEM	PART NUMBER	DESCRIPTION	QTY	NOTES
1	9101798	ELEMENT, FILTER - 10 MICRON	2	
2	9101796	HEAD, BLOCKED BYPASS FILTER	1	
3	9101797	HEAD, FILTER W/25 PSI RELIEF	1	
4	441550	BOLT, 1/4-20 x 0.75, HEX	4	
5	011321	WASHER, .25 SAE FLAT HARDENED	1	
6	467621	ADAPTER, STR. (-12 NPTM X 50" HOSE BARB)	1	
7	467605	ADAPTER, TEE (-12 NPTM -12 NPTM -12 NPTM)	1	
8	467613	ADAPTER, 90 DEG (-12 NPTM X 50" HB)	2	

9. HYDRAULIC CYLINDER ASSEMBLY



9. HYDRAULIC CYLINDER ASSEMBLY

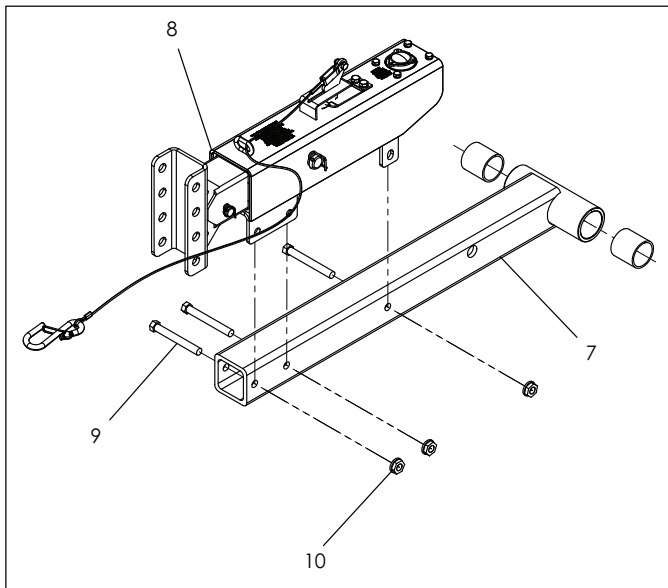
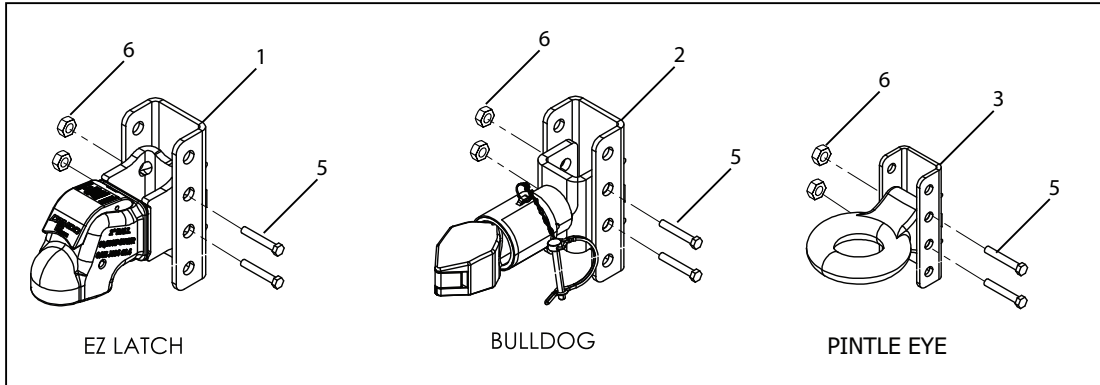
ITEM	PART NUMBER	DESCRIPTION	QTY	NOTES
1	467978	STEERING CYLINDER ASSEMBLY, Ø2.0 X 8.0"	1	
2	376681	KIT, BALL VALVE & FITTINGS STEERING	1	
3	376641	BROOM LIFT CYLINDER ASSEMBLY, Ø2.0 X 6.0"	1	
4	467986	BROOM SWING CYLINDER ASSEMBLY, Ø2.0 X 9.0"	1	
SEAL KITS FOR THE ABOVE CYLINDERS				
	9107181	SEAL KIT - PISTON ROD Ø1.13" (V&P MAKE)	1	COMMONLY USED CONFIGURATION
		SEAL KIT - PISTON ROD Ø1" (WCM MAKE)	1	SEPT 2022 - NOV 2023

THIS PAGE IS INTENTIONALLY LEFT BLANK

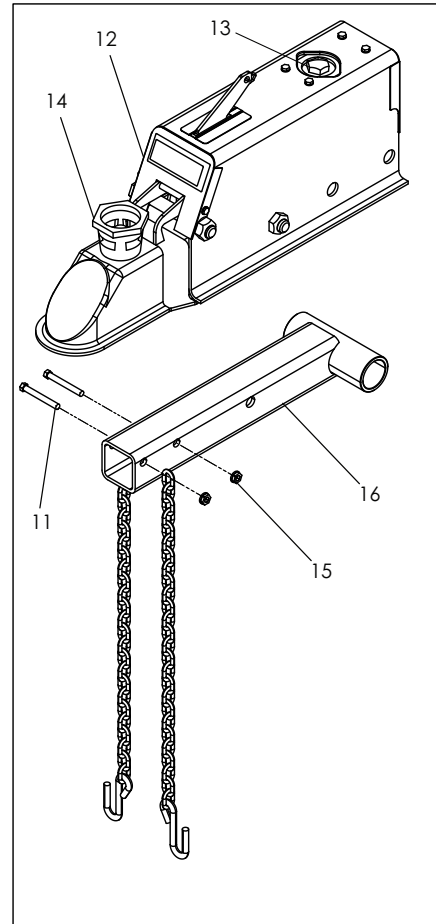
SECTION 3: BRAKES

1. ACTUATORS AND COUPLER ASSEMBLY

COUPLERS FOR ACTUATORS 1000311



1000311



447995

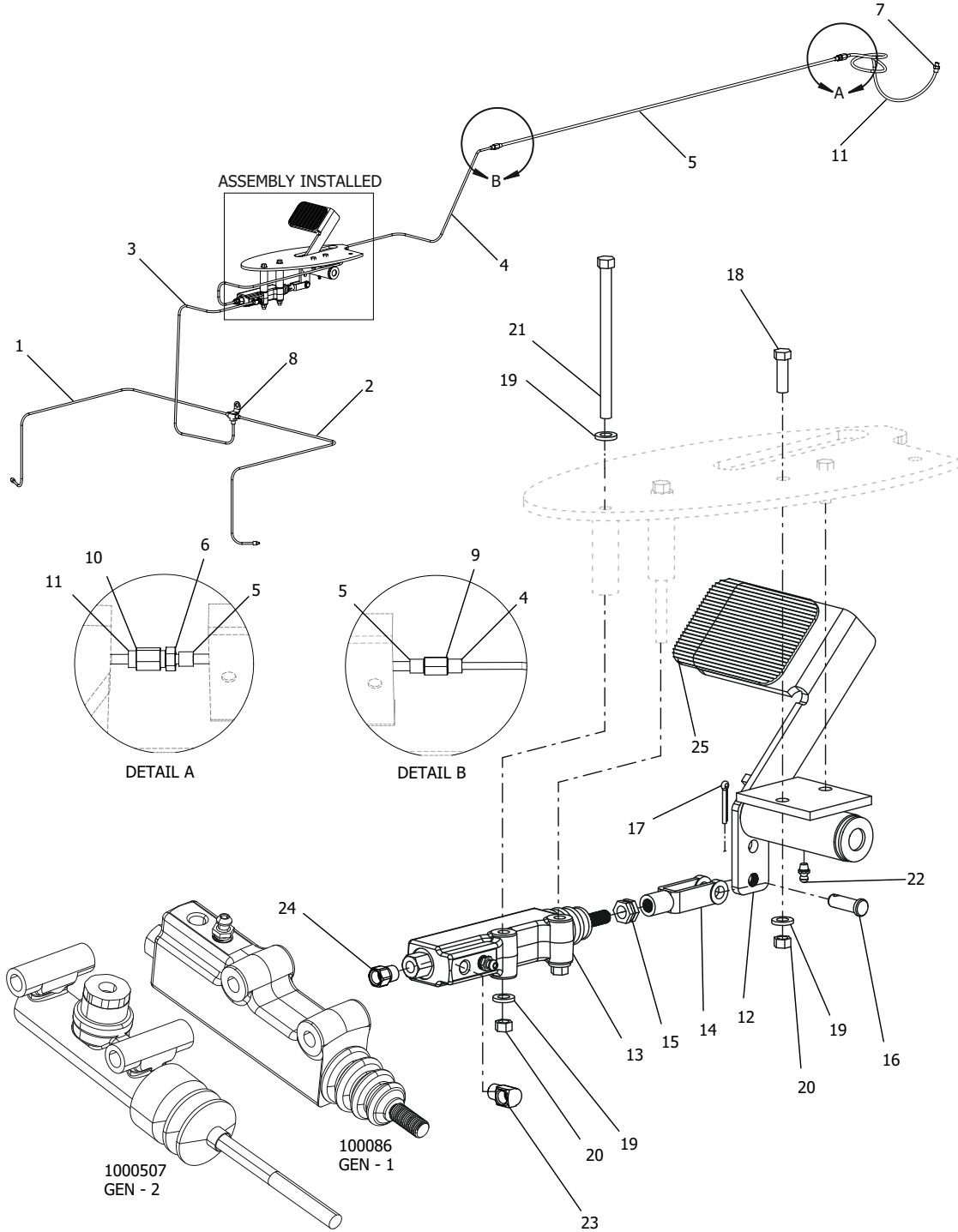
1. ACTUATORS AND COUPLER ASSEMBLY

ITEM	PART NUMBER	DESCRIPTION	QTY	NOTES
FOR 1000311 ACTUATOR – AFTER FEB 01, 2021				
1	1000312	COUPLER, 2" EZ LATCH	1	
2	1000314	COUPLER, 2" BULLDOG	1	
3	1000316	COUPLER, 3" PINTLE EYE	1	
4	1000402	COUPLER, 2-5/16" EZ LATCH (NOT SHOWN)	1	
5	012146	BOLT,.62-11 HEX X 4.00	2	
6	406231	NUT,.62-11 HEX NYLON	2	
7	1000389	WLDMT, TOW BAR, DA91	1	
8	1000311	ACTUATOR, DA91, W/ CHANNEL, ZN	1	
9	011460	BOLT, HCS1/2-13 X 4 Z 5	3	
10	440644	LOCK NUT, 1/2-13 TOP LK GR C	3	
	51011070	BLEEDER CAP, MASTER CYLINDER	1	TOOL
FOR 447995 ACTUATOR – BEFORE FEB 01, 2021				
11	011460	CAPSCREW (1/2" - 13NC X 4"PL)	2	
12	447995	ACTUATOR, SURGE BRAKE (2" BALL)	A/R	
	448084	ACTUATOR, SURGE BRAKE (2-5/16" BALL)	A/R	
	448076	ACTUATOR, SURGE BRAKE (3"PINTLE EYE)	A/R	
13	374009	CAP, MASTER CYLINDER	1	
14	474338	NUT, ACTUATOR	1	
15	403907	LOCKNUT(1/2"-13NC, NYLON INSERT)	2	
16	376087	BAR, TOW	1	
17	461400	KIT COUPLER REPAIR (NOT ILLUSTRATED)	1	
		* LOCK NUT		
		* CAPSCREW		
		* COMPRESSION SPRING		
		* LOCK RING		
		* PLATED BALL LATCH		

NOTE: ITEM 12 DOES NOT HAVE REMOVABLE COUPLER ENDS, ACTUATOR MUST BE REPLACED TO CHANGE COUPLER

FOR TOW ASSEMBLY SEE "3. TOW HITCH ASSEMBLY" ON PAGE 8.

2A. BRAKE LINE ASSEMBLY GEN 1 (BEFORE OCT 2025)



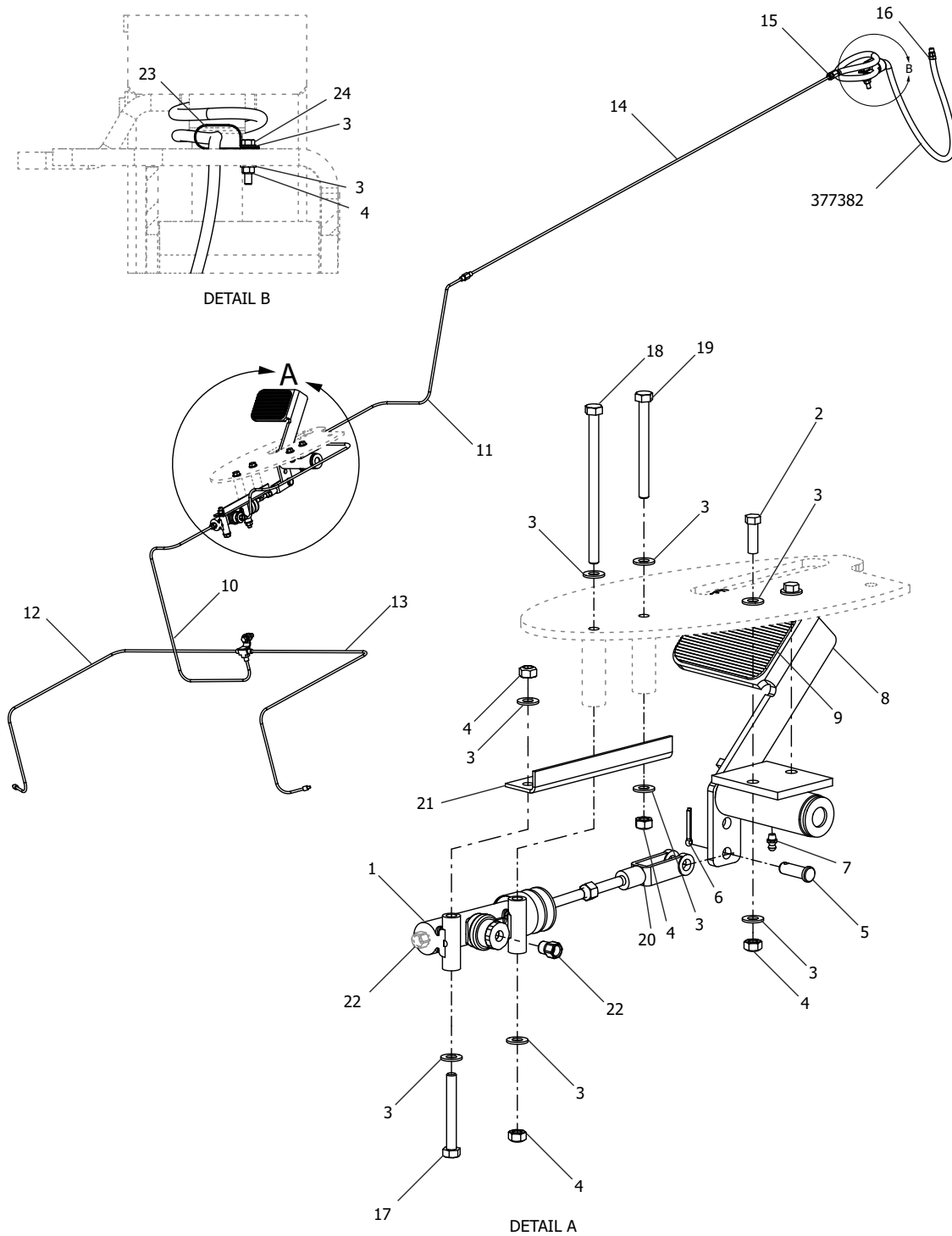
2A. BRAKE LINE ASSEMBLY GEN 1 (BEFORE OCT 2025)

ITEM	PART NUMBER	DESCRIPTION	QTY	NOTES
1	377168	LINE, .18 STEEL BRAKE X 40 LH	1	
2	377176	LINE, .18 STEEL BRAKE X 40 RH	1	
3	1000511	LINE; BRAKE 3/16x30, MC OUT GEN1	1	
4	100155	LINE; BRAKE 3/16x60, MC IN GEN1	1	
5	067728	LINE,.18 BRAKE X 51.00	1	
6	077495	FITTING, 1/4 M-INV FL X 3/16 F-INV FL	1	
7	044495	FITTING, 3/16 M-INV FL X 1/4 F-INV FL	1	
8	434944	TEE 3/16 INV FL	1	
9	067561	UNION 3/16 INV FL	1	
10	448845	UNION 1/4 INV FL	1	
11	377382	HOSE ASM, BRAKE	1	
12	100084	PEDAL, BRAKE	1	
13	100086	CYLINDER, MASTER	1	
14	031930	CLEVIS, ROD END	1	
15	V23504500	NUT	1	
16	025767	PIN, CLEVIS	1	
17	015131	PIN, COTTER	1	
18	441600	CAP SCREW (5/16"-18NC X 1", PL)	2	
19	011322	WASHER, FLAT (5/16")	6	
20	083493	NUT, HEX (5/16"-18NC PL)	4	
21	010470	BOLT,.31-18 HEX X 4.50	2	
22	031401	FITTING, GREASE (STRAIGHT, 1/4"-28NF)	1	
23	060533	FITTING, 90-DEG, 1/8 NPT x 3/16 TUBE	1	
24	054171	FITTING, 1/8 NPT x 3/16 TUBE	1	
25	460170	PAD, PEDAL 4 X 2.75	1	
26	1000510K	KIT, CONVERSION FROM GEN 1 TO GEN 2	1	

NOTE: ITEMS 7 AND 9 MAY BE USED TOGETHER IN PLACE OF ITEM 6 AND 10

KIT AVAILABLE FOR CONVERTING GEN 1 TO GEN 2 BRAKE ASSEMBLY.

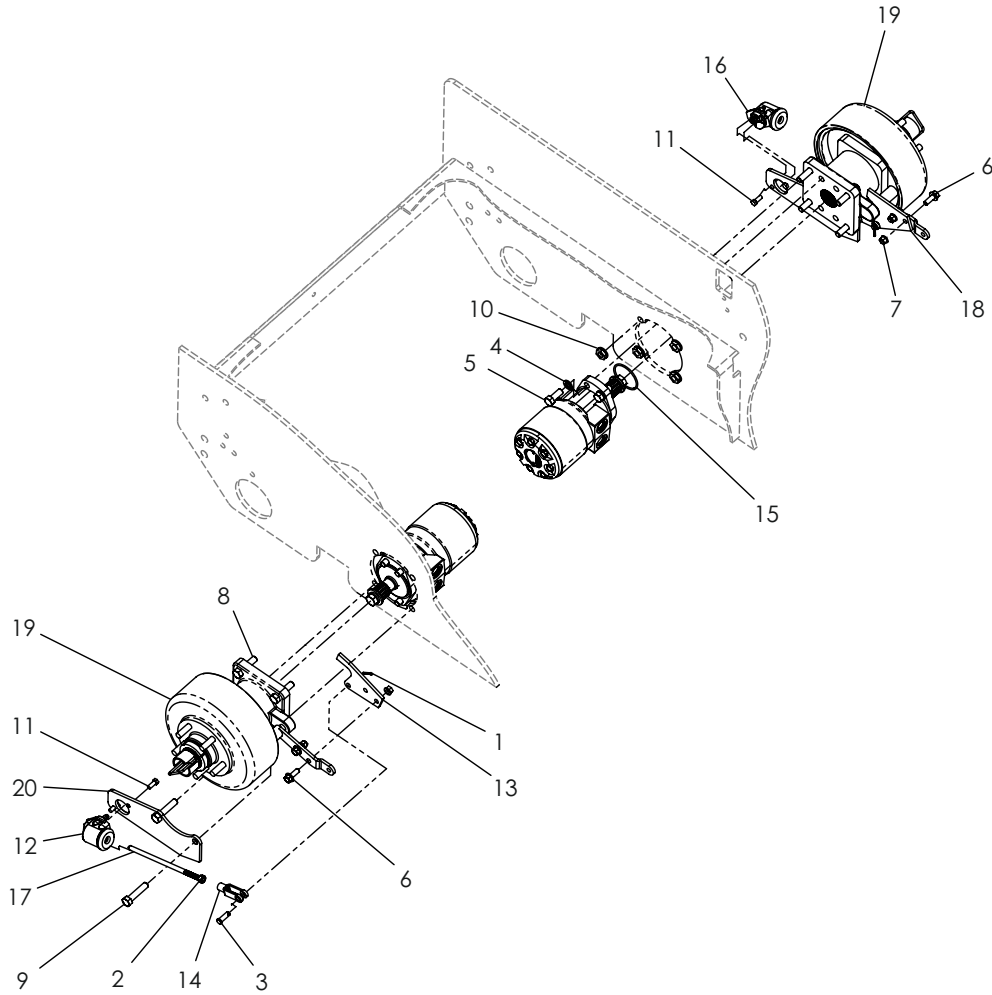
2B. BRAKE LINE ASSEMBLY GEN 2 (AFTER OCT 2025)



2B. BRAKE LINE ASSEMBLY GEN 2 (AFTER OCT 2025)

ITEM	PART NUMBER	DESCRIPTION	QTY	NOTES
1	1000507	ASM, MASTER CYL,3/4 BORE, W FTG	1	
2	441600	BOLT, HCS 5/16-18 X 1 YZ8	3	
3	011322	WASHER, .31 FLAT	14	
4	083493	NUT, 0.31-18, TOP LOCK	7	
5	025767	PIN, CLEVIS - 3/8 X 1.12	1	
6	015131	PIN, COTTER - 1/8 X 1.00	1	
7	031401	LUBE FITTING - 1/4-28 NPT, STRAIGHT	1	
8	100084	WELDMENT, FOOT BRAKE PEDAL	1	
9	460170	PAD, PEDAL 4 X 2.75	1	
10	1000504	LINE, BRAKE 3/16X30, MC OUT GEN2	1	
11	1000508	LINE, BRAKE 3/16X51, MC IN GEN2	1	
12	377168	LINE, .18 STEEL BRAKE X 40 LH	1	
13	377176	LINE, .18 STEEL BRAKE X 40 RH	1	
14	067728	LINE, .18 BRAKE X 51.00	1	
15	077495	FITTING, .25M-INV FL X .18 F-INV FL	1	
16	044495	FITTING, .18M-INV FL X .25F-INV FL	1	
17	010405	BOLT, 5/16-18 HEX X 2.5	1	
18	010488	BOLT, 5/16-18 HEX X 5.0	1	
19	010439	BOLT, 5/16-18 HEX X 3.25	1	
20	1000506	CLEVIS, 5/16-24 THD, .38ID	1	
21	1000451	BKT, MASTER CYL MNT, SM300	1	
22	054171	FITTING, STR, .18FINV X .12MNPT	1	
23	475475	CLAMP; HOSE, DOUBLE	1	
24	010371	BOLT, 5/16-18 HEX X 1.75	1	
25	51011133	KIT, REBUILD, MASTER CYL,1000507	1	

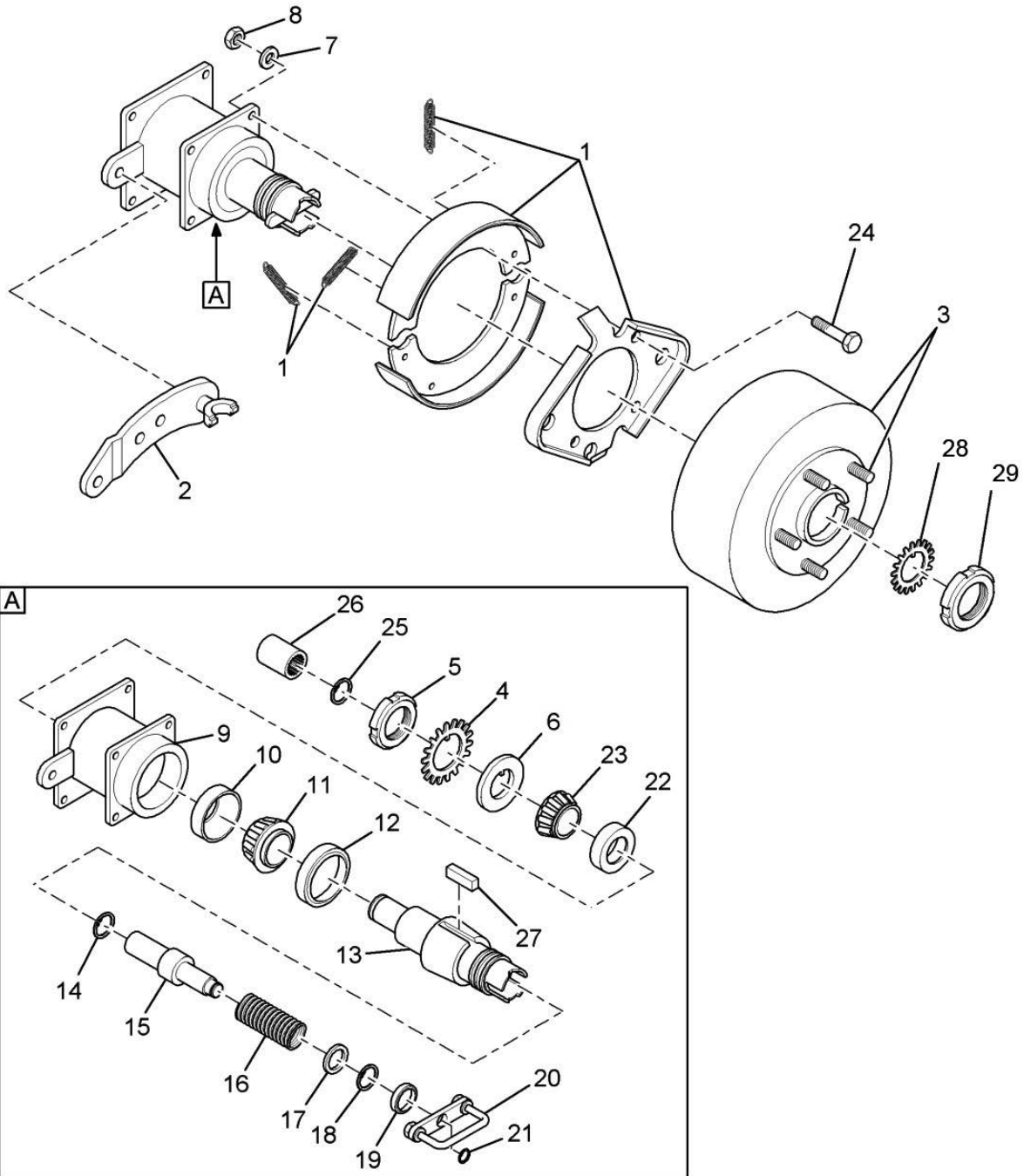
3. BRAKE HUBS



3. BRAKE HUBS

ITEM	PART NUMBER	DESCRIPTION	QTY	NOTES
1	015131	PIN, COTTER - 1/8 x 1.00	2	
2	031948	NUT, HEX; 3/8-24	2	
3	025767	PIN, CLEVIS - 3/8 x 1.12	2	
4	011643	WASHER, LOCK, 1/2"	8	
5	056879	BOLT, HEX, 1/2-20 x 1.25	8	
6	441667	BOLT, .38-16 HEX X 1.00, GR8	4	
7	441477	NUT, 3/8-16 TOP LK GR C	4	
8	011387	BOLT, HEX HEAD, 1/2-13 x 2.00	3	
9	011395	BOLT, HEX HEAD, 1/2-13 x 2.25	5	
10	440644	LOCKNUT, 1/2-13 TOP LK GR C	8	
11	083485	BOLT, HCS 5/16-18x3/4 YZ8	4	
12	409128	CYLINDER, WHEEL - RH	1	
13	9104328	ARM, BRAKE R.H.	1	
14	031930	CLEVIS ROD END - 3/8-24 NF	2	
15	9101452	O-RING	2	
16	409110	CYLINDER, WHEEL - LH	1	
17	9104334	ROD, WHEEL CYLINDER ACTUATOR	2	
18	9104331	ARM, BRAKE L.H.	1	
19	9104349	HUB, HYDRAULIC DISCONNECT WITH BRAKE	2	
20	1000501	PLATE, WHEEL CYLINDER MOUNT G2	2	

4. HYDRAULIC DISCONNECT WITH BRAKE ASSEMBLY



4. HYDRAULIC DISCONNECT WITH BRAKE ASSEMBLY

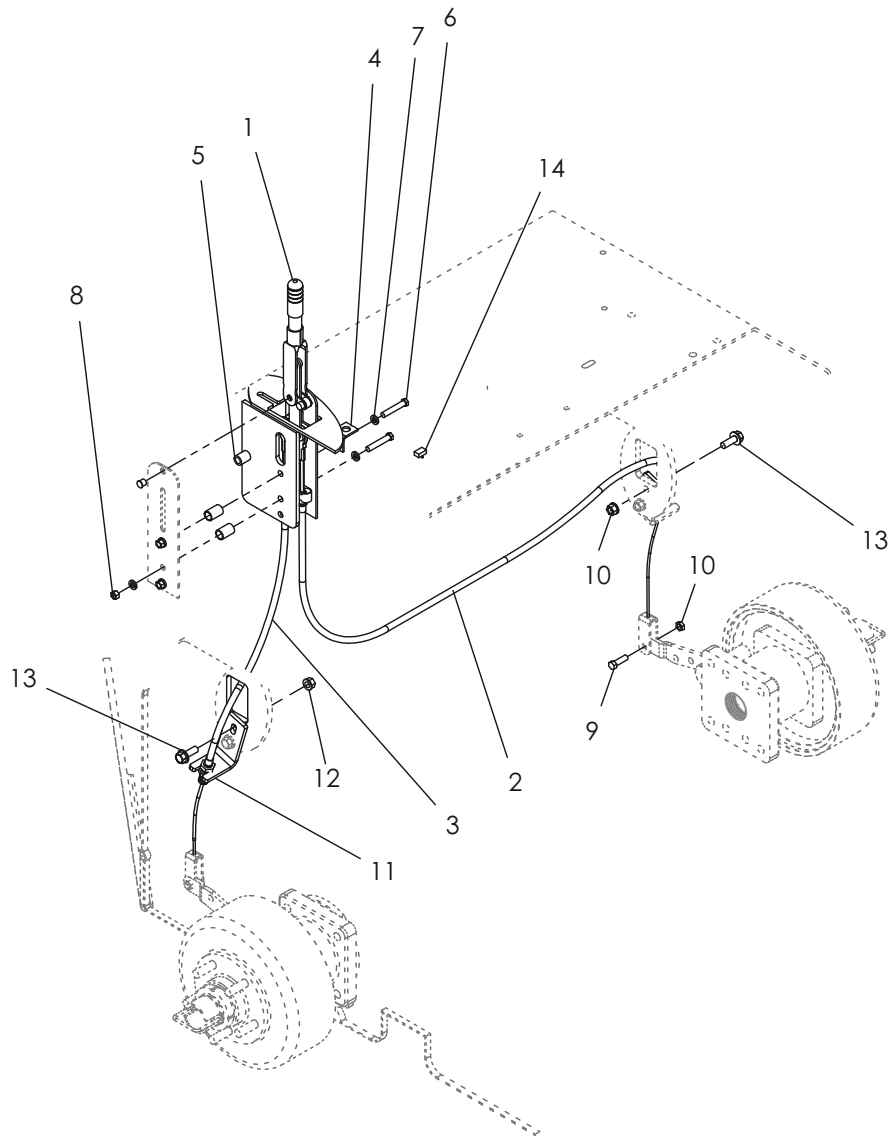
ITEM	PART NUMBER	DESCRIPTION	QTY	NOTES
1	9101879	BRAKE PAD ASSEMBLY	1	
2	9103170	ARM, DISCONNECT BRAKE	1	
3	9103171	DRUM, DISCONNECT BRAKE (WHEEL BOLT INCLUDED ON DRUM)	2	
	51011132	KIT, SPINDLE NUT ASM	1	
4		*RING, DISCONNECT LOCK	1	
5		*NUT, DISCONNECT LOCK	3	
6		*TONGUE WASHER, DISCONNECT BEARING (INNER)	1	
7	011643	WASHER, LOCK (1/2")	4	
8	041582	NUT (1/2"-20NF)	1	
9	9103168	HOUSING (W/O BRAKE)	1	
10	V61011600	CUP, OUTER BEARING	1	
11	V61011700	CONE, OUTER BEARING	2	
12	9102975	SEAL, INNER BEARING	1	
13	9103159	SPINDLE SHAFT, DISCONNECT	1	
14	9103160	RING, SNAP (O.D.)	1	
15	9103161	SHAFT, INTERNAL SMALL	1	
16	9102945	SPRING, HYDRAULIC DISCONNECT	1	
17	9102976	WASHER, HYDRAULIC DISCONNECT	1	
18	9103162	RING, SNAP (HYDRAULIC DISCONNECT)	1	
19	9102974	OUTER SEAL, DISCONNECT SMALL	1	
20	9102094	EAR/HANDLE, DISCONNECT	1	
21	034660	SNAP RING, DISCONNECT EAR/HANDLE	1	
22	066993	BEARING CUP (INNER), DISCONNECT	1	
23	067017	BEARING CONE (INNER), DISCONNECT	1	
24	056879	BOLT, HEX HEAD (1/2"-20NF X 1-1/4")	4	
25	9103163	SNAP RING, DISCONNECT SPLINE COUPLER	1	
26	9101468	SPLINE COUPLER, DISCONNECT	1	
27	9103167	KEY, DISCONNECT WHEEL HUB	1	
28	9102092	RING, DISCONNECT LOCK	1	
29	9102091	NUT, DISCONNECT LOCK	1	

SECTION 3: BRAKES: 4. HYDRAULIC DISCONNECT WITH BRAKE ASSEMBLY.

ITEM	PART NUMBER	DESCRIPTION	QTY	NOTES
	366914	WRENCH, HUB	1	
	042275	PLUG, COUNTERSUNK (1/8"NPT)	2	
	51011092	SOCKET, HUB NUT, DISCONNECT, HYPAC	1	TOOL

THIS PAGE IS INTENTIONALLY LEFT BLANK

5. PARKING BRAKE ASSEMBLY



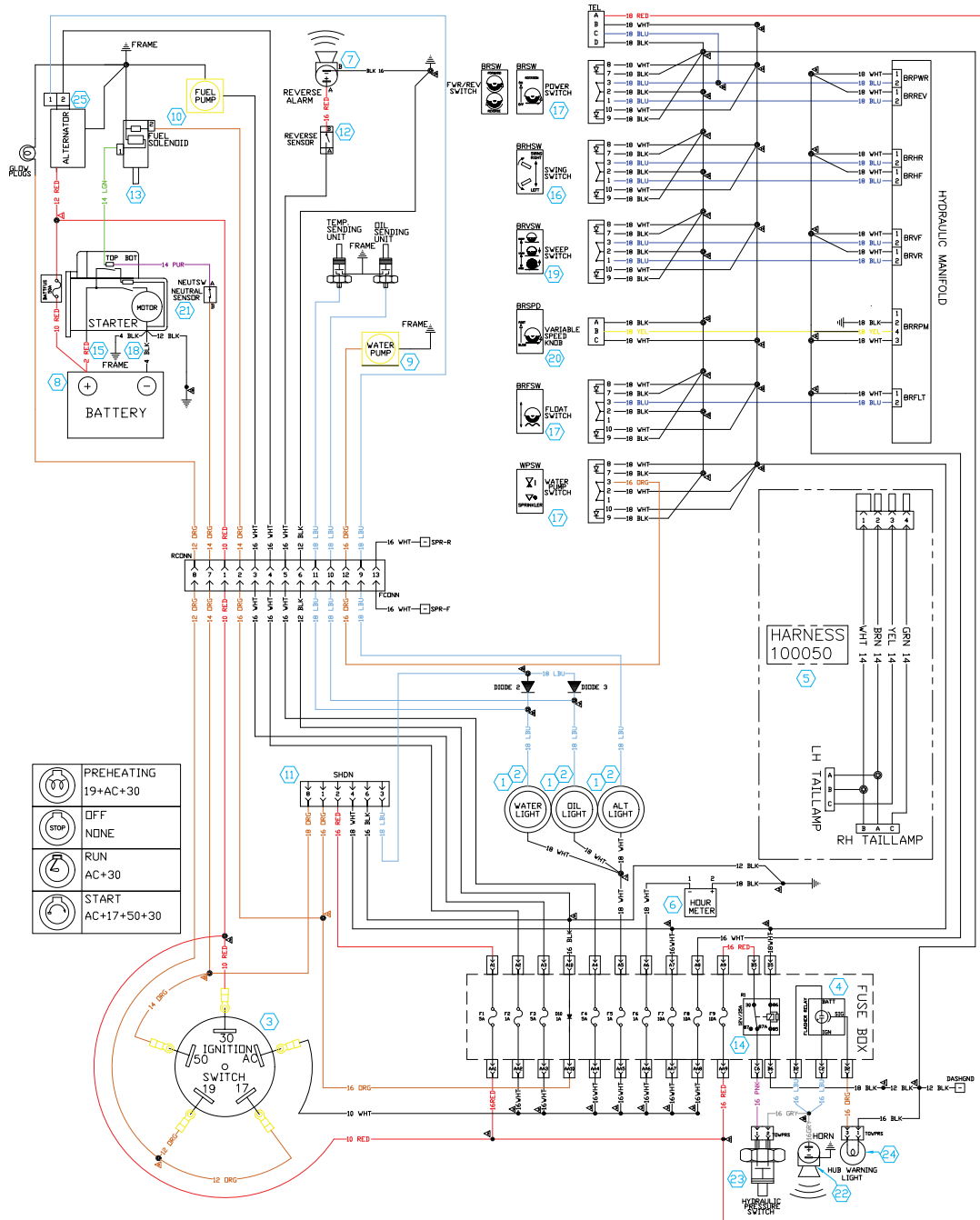
5. PARKING BRAKE ASSEMBLY

ITEM	PART NUMBER	DESCRIPTION	QTY	NOTES
1	467600	BRAKE LEVER ASSEMBLY	1	
2	467599	CABLE ASSEMBLY (56.13" LG.)	1	
3	467598	CABLE ASSEMBLY (33.75" LG.)	1	
4	352054	MOUNT, CLIP NUT	1	
5	460681	SLEEVE, REAR COMPRESSOR MOUNT	1	
6	441634	BOLT,5/16-18X 1-3/4 GR8 ZINC	3	
7	010579	WASHER, FLAT (5/16")	6	
8	083493	NUT, HEX (5/16"-18NC PL)	3	
9	441600	CAPSCREW (5/16"-18NC X 1", PL)	2	
10	093799	LOCKNUT (5/16"-18NC, NYLON INSERT)	2	
11	377648	BRACKET, BRAKE CABLE	2	
12	441477	LOCKNUT (3/8"-16NC)	4	
13	413856	BOLT	4	
14	413875	SWITCH, NEUTRAL START	1	

THIS PAGE IS INTENTIONALLY LEFT BLANK

SECTION 4: ELECTRICAL

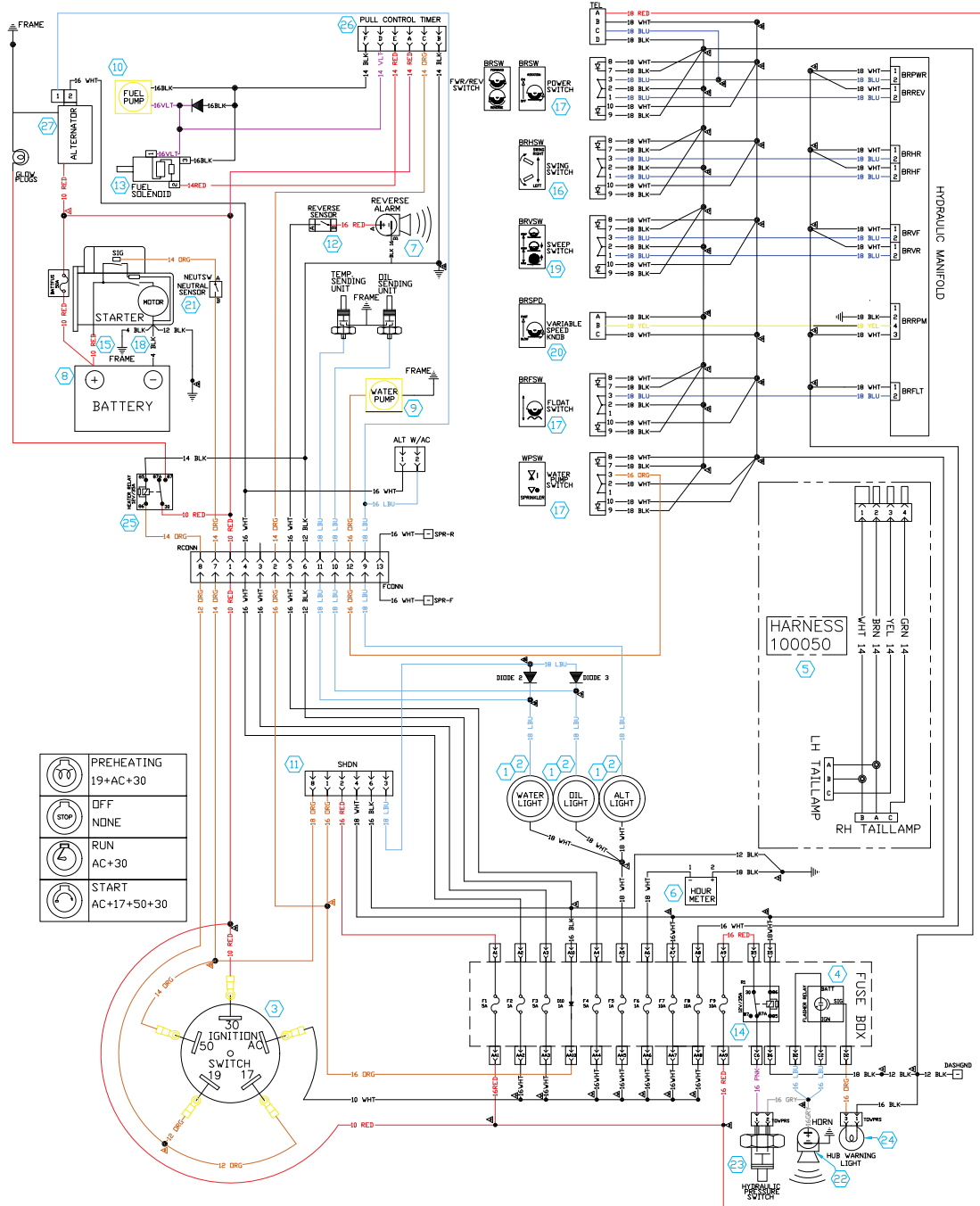
1. WIRING HARNESS ASSEMBLY (KUBOTA / DEUTZ)



1. WIRING HARNESS ASSEMBLY (KUBOTA / DEUTZ)

ITEM	PART NUMBER	DESCRIPTION	QTY	NOTES
	1000302	CHASSIS HARNESS (DASH TO FUSEBOX)		ALL SM300
	1000350	ENGINE HARNESS - KUBOTA		
	1000468	ENGINE HARNESS - DEUTZ		
1	057448	LIGHT, RED INDICATOR	3	
2	060624	BULB, 12V 2-WATT	3	
3	9101497	SWITCH, IGNITION	1	W/ 9101528 KEYS
4	10550618	RELAY, FLASHER, 280 MINI	1	
5	100050	TAIL LIGHT HARNESS	1	
6	460485	GAUGE, HOUR METER QUARTZ HC	1	
7	476473	ALARM, REVERSE - ECCO 630	1	
8	9101583	BATTERY, 12V-78/60 770 CCA 8HC	1	
9	416826	PUMP, WATER	1	
10	9101888	PUMP, ELECTRIC FUEL	1	KUBOTA
	51011080	PUMP, ELECTRIC FUEL	1	DEUTZ
11	1000165	MODULE, ENGINE PROTECTION	1	
12	100171	SWITCH, BACK UP ALARM SM300	1	
13	447673	SOLENOID, FUEL SHUT-OFF- 2 WIRE	1	KUBOTA
	51011076	SOLENOID, FUEL SHUT-OFF- 3 WIRE	1	DEUTZ
14	9107226	RELAY, 12V 30 AMP	1	
15	376830	CABLE; BATTERY POSITIVE	1	KUBOTA/DEUTZ
16	1000012	BROOM SWING-MOMENTARY ON/OFF/ON	1	
17	1000010	SWITCH, ON/OFF	3	BROOM/FLOAT/ SPRINKLER
18	376822	GND-BATT CABLE	1	
19	1000011	BROOM RAISE/LOWER-MOMENTARY ON/OFF/ ON	1	
20	1000111	VARIABLE SPEED KNOB	-	OPTION
21	413875	SWITCH, PARK BRAKE	1	
22	476937	KIT, HORN-12V W/BRACKET	1	
23	475889	SWITCH, PRESSURE-12V N/O	1	
24	446229	LIGHT, RED, OVAL	1	HUB LOCK LIGHT
25	9107187	ALTERNATOR	1	KUBOTA W/O CAB
	51011078	ALTERNATOR	1	DEUTZ W/O CAB

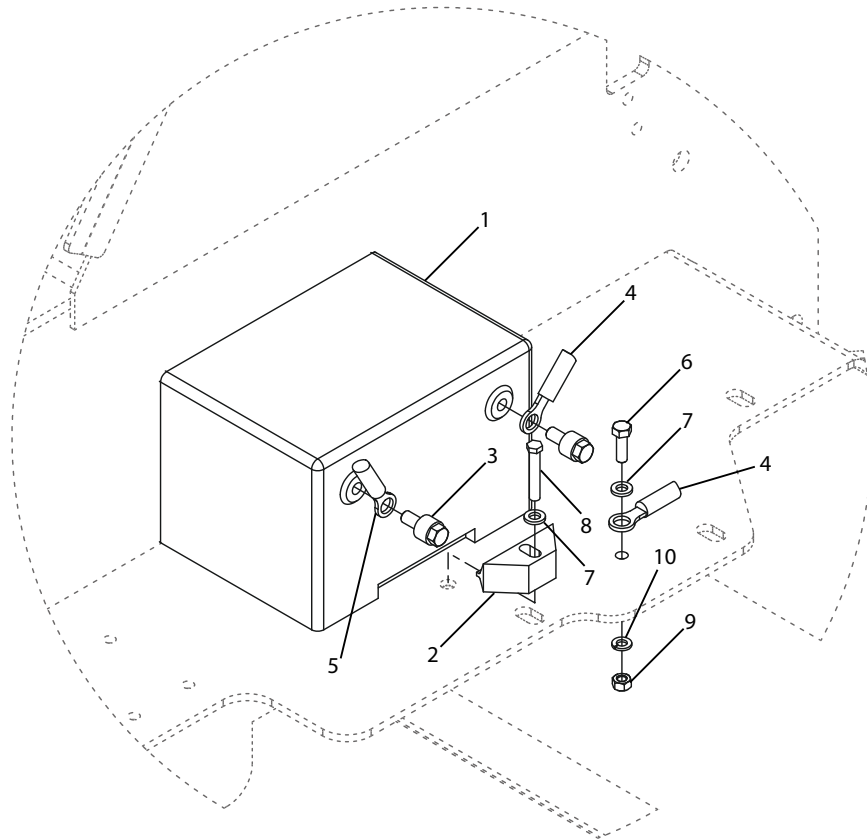
1A. WIRING HARNESS ASSEMBLY (YANMAR)



1A. WIRING HARNESS ASSEMBLY (YANMAR)

ITEM	PART NUMBER	DESCRIPTION	QTY	NOTES
	1000302	CHASSIS HARNESS (DASH TO FUSEBOX)		ALL SM300
1	057448	LIGHT, RED INDICATOR	3	
2	060624	BULB, 12V 2-WATT	3	
3	9101497	SWITCH, IGNITION	1	W/ 9101528 KEYS
4	10550618	RELAY, FLASHER, 280 MINI	1	
5	100050	TAIL LIGHT HARNESS	1	
6	460485	GAUGE, HOUR METER QUARTZ HC	1	
7	476473	ALARM, REVERSE - ECCO 630	1	
8	9101583	BATTERY, 12V-78/60 770 CCA 8HC	1	
9	416826	PUMP, WATER	1	
10	51011038	PUMP, ELECTRIC FUEL	1	
11	1000165	MODULE, ENGINE PROTECTION	1	
12	100171	SWITCH, BACK UP ALARM SM300	1	
13	51011049	SOLENOID, FUEL SHUT-OFF- 3 WIRE	1	
14	9107226	RELAY, 12V 30 AMP	1	
15	1000306	CABLE; BATTERY POSITIVE	1	
16	1000012	BROOM SWING-MOMENTARY ON/OFF/ON	1	
17	1000010	SWITCH, ON/OFF	3	BROOM/FLOAT/ SPRINKLER
18	376822	GND-BATT CABLE	1	
19	1000011	BROOM RAISE/LOWER-MOMENTARY ON/OFF/ ON	1	
20	1000111	VARIABLE SPEED KNOB	-	OPTION
21	413875	SWITCH, PARK BRAKE	1	
22	476937	KIT, HORN-12V W/BRACKET	1	
23	475889	SWITCH, PRESSURE-12V N/O	1	
24	446229	LIGHT, RED, OVAL	1	HUB LOCK LIGHT
25	51011056	RELAY, HEATER 12V 40 AMP	1	
26	1000490	CHIP PULL CONTROL TIMER	1	
27	51011048	ALTERNATOR	1	W/O CAB

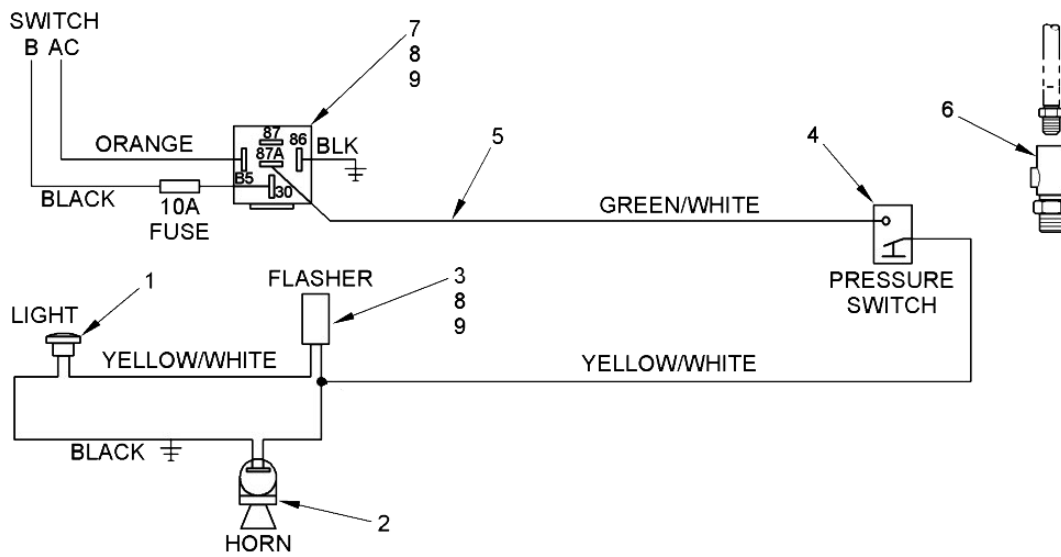
2. BATTERY ASSEMBLY



2. BATTERY ASSEMBLY

ITEM	PART NUMBER	DESCRIPTION	QTY	NOTES
1	9101583	BATTERY, 12V-78/60 770 CCA 8HC	1	NOT FOR SALE
2	474882	HOLD DOWN, BATTERY	1	
3	477958	EXTENSION POST, SIDE MOUNT	2	
4	376822	CABLE, NEGATIVE BATTERY	2	
5	376830	CABLE, POSITIVE BATTERY	1	KUBOTA/DEUTZ
	1000306	CABLE, POSITIVE BATTERY	1	YANMAR
6	010348	BOLT, 5/16-18 HEX X 1.00	1	
7	011322	WASHER, SAE THRU HD 5/16 YZKG	2	
8	441634	CAP SCREW, HCS 5/16-18x1.75 YZ8	1	
9	010561	WASHER, LOCK, 5/16	1	
10	010553	NUT, 0.31-18 HEX, GD 5	1	

3. HUB DISENGAGE WARNING SYSTEM



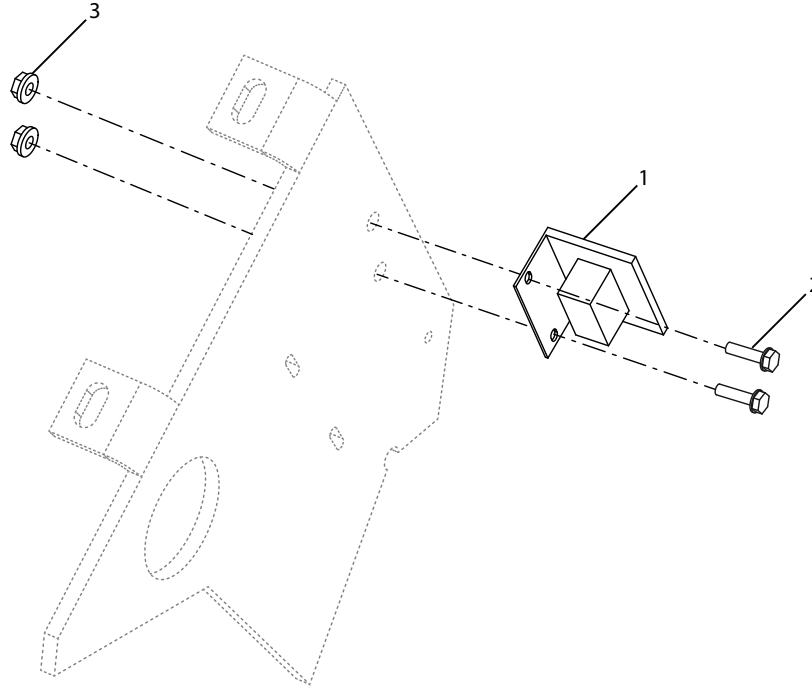
FWD



3. HUB DISENGAGE WARNING SYSTEM

ITEM	PART NUMBER	DESCRIPTION	QTY	NOTES
1	446229	LIGHT, OVAL TAIL	1	
2	476937	HORN (12V, W/BRACKET)	1	
3	V63121300	MODULE, FLASHER (3 PRONG)	1	
4	475889	SWITCH, PRESSURE	1	
5	331579	HARNESS, WIRING (UNLOCK HUBS)	1	BEFORE JUN 15, 2016
6	475871	ADAPTER, TEST PORT	1	
7	442095	RELAY (12V, 30AMP)	1	
8	465104	SCREW, PHILLIPS HEAD (8-32 X .50)	2	
9	465153	NUT, HEX (8-32 STAINLESS)	2	
10	472704	DECAL ("DISENGAGE REAR HUBS")	1	

4. ENGINE PROTECTION MODULE



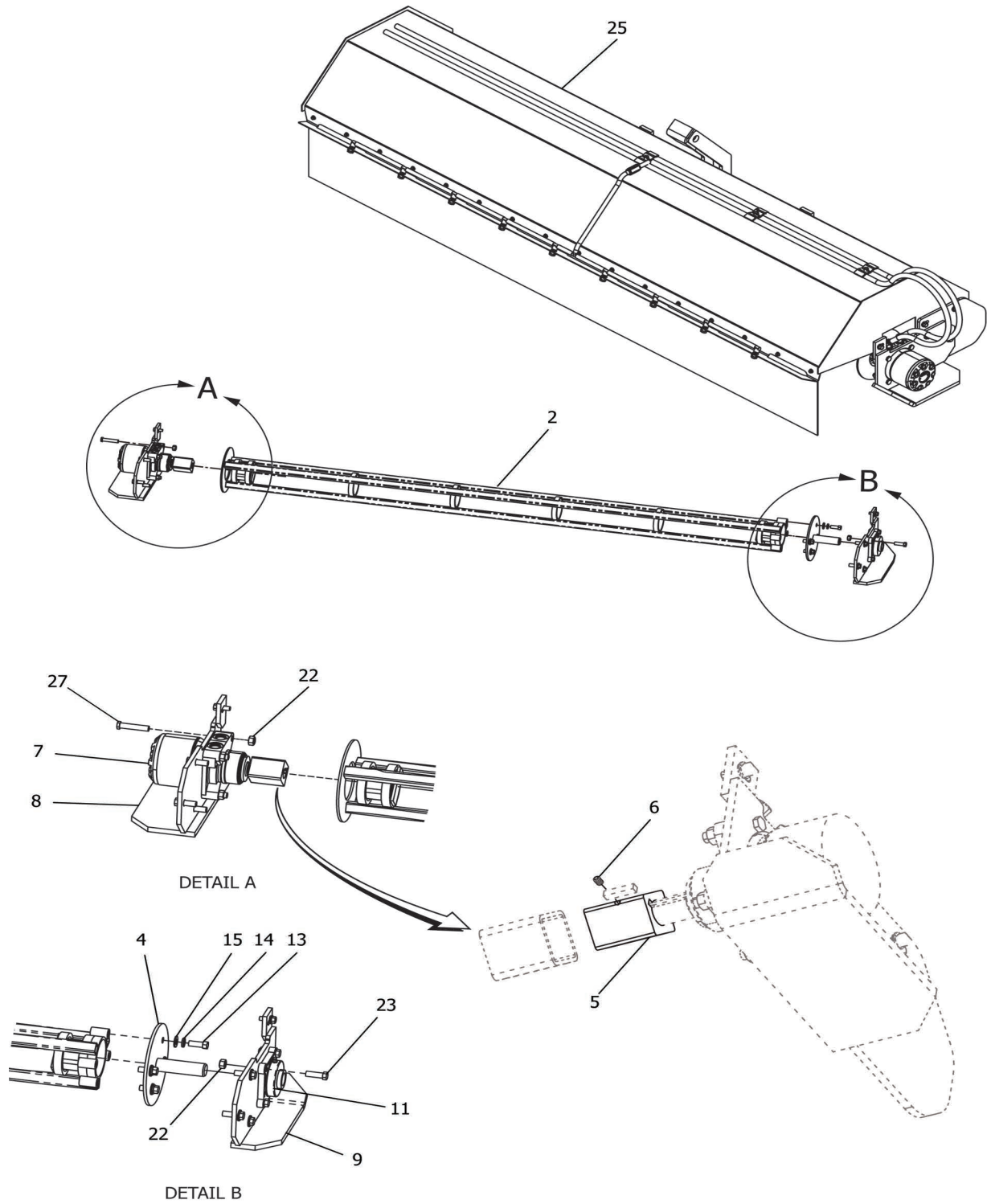
4. ENGINE PROTECTION MODULE

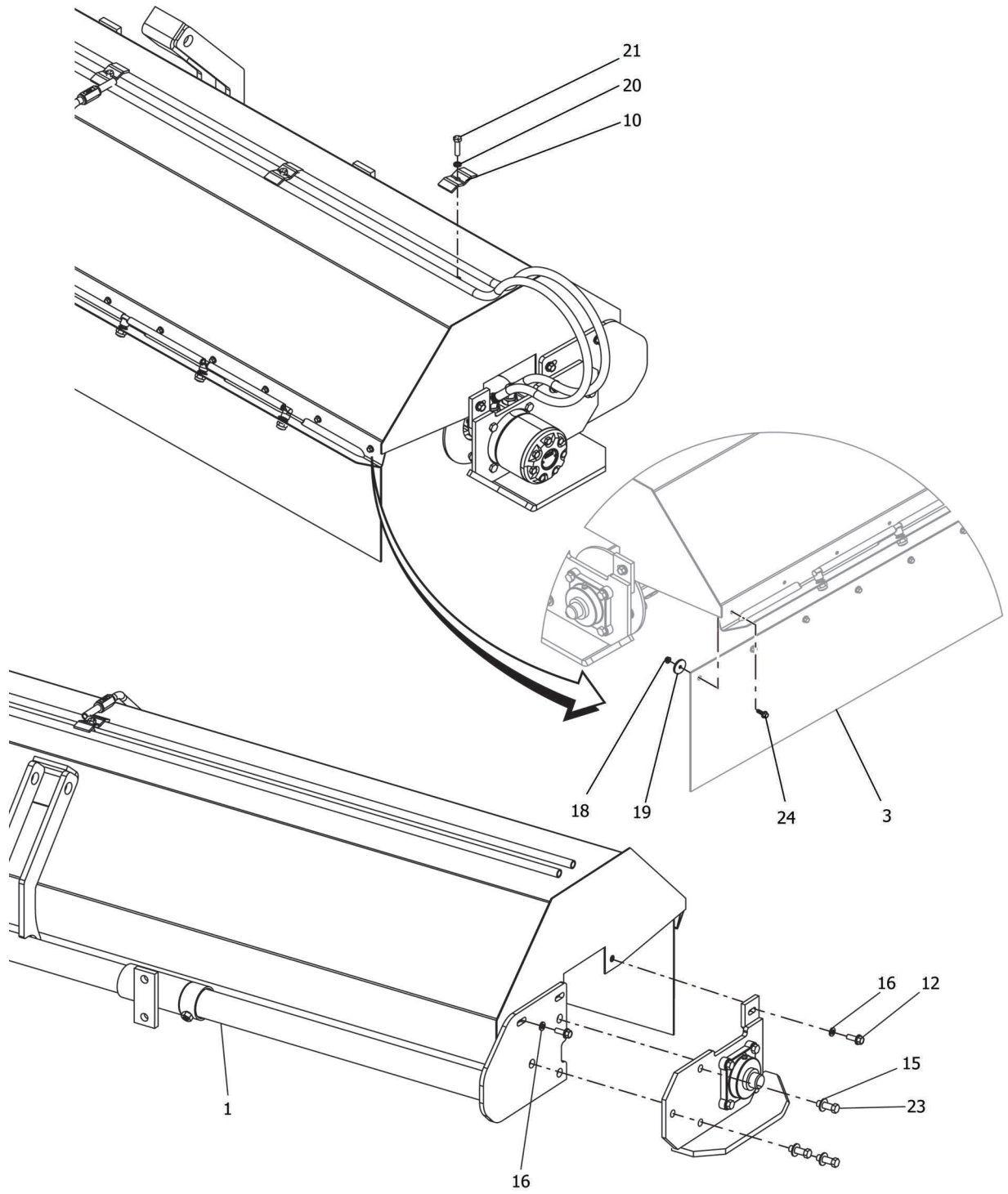
ITEM	PART NUMBER	DESCRIPTION	QTY	NOTES
1	1000165	SHUTDOWN MODULE - SPC295	1	
	1000087	SHUTDOWN MODULE -SPC247	1	
	1000157	SHUTDOWN MODULE - SPC290	1	
2	441527	BOLT, 10-24 FLANGE X.75	2	
3	440628	NUT, 10-24 FLANGE	2	

THIS PAGE IS INTENTIONALLY LEFT BLANK

SECTION 5: BROOM

1. BROOM ASSEMBLY (6FT / 8FT)





THIS PAGE IS INTENTIONALLY LEFT BLANK

1. BROOM ASSEMBLY (6FT / 8FT)

ITEM	PART NUMBER	DESCRIPTION	QTY	NOTES
BROOM ASSEMBLY 8 FEET				
1	376582	STR., BROOM MOUNT (8' FRAME)	1	
2	9102693	WELDMENT, BROOM CORE - 8'	1	
3	377614	DEFLECTOR, DUST - 8'	1	
BROOM ASSEMBLY 6 FEET				
1	376574	STR., BROOM MOUNT (6' FRAME)	1	
2	9102691	WELDMENT, BROOM CORE - 6'	1	
3	377622	DEFLECTOR, DUST - 6'	1	
BROOM ASSEMBLY COMMON PARTS				
4	376285	WELDMENT, BROOM CORE MOUNT	1	
5	9102713	BLOCK, BROOM MOTOR DRIVE	1	
6	093575	SETSCREW;.31-18 SOC/KNURL., .43	1	
7	1000052	MOTOR, BROOM, SM300	1	
8	1000051	MOUNT, L.H. BROOM MOTOR	1	
9	376590	MOUNT, R.H. BROOM BEARING	1	
10	9100716	HOSE CLAMP	3	QTY-2, FOR 6FT BROOM
11	V66005800	BEARING, BROOM SHAFT	1	
12	441667	BOLT,.38-16 HEX X 1.00, GR8	6	
13	441774	BOLT, HCS 1/2-13 x 1.25YZ8	4	
14	011643	WASHER, LOCK, 1/2"	4	
15	011325	WASHER, SAE THRU HD 1/2YZ KG	10	
16	011323	WASHER, 3/8 FLAT	6	
17	011403	HCS1/2-13X2 1/2 Z 5	4	
18	440636	TOP LK 1/4-20 GR C	16	
19	010299	WASHER, FLAT, SAE 1/4, PLATED, SS	16	
20	011023	WASHER, 3/8" LOCK	3	
21	010645	CAPSCREW, 3/8-16 X 1.50" GR5	3	
22	425801	NUT, 1/2"-13, TOP LOCK	8	
23	441782	BOLT, HCS 1/2-13 x 1.5 YZ8	10	
24	441550	BOLT, 1/4-20 x 0.75, HEX	16	
BROOM HOOD - ORANGE				
25	382002-O	BROOM HOOD 8FT - ORANGE	1	

SECTION 5: BROOM: 1. BROOM ASSEMBLY (6FT / 8FT).

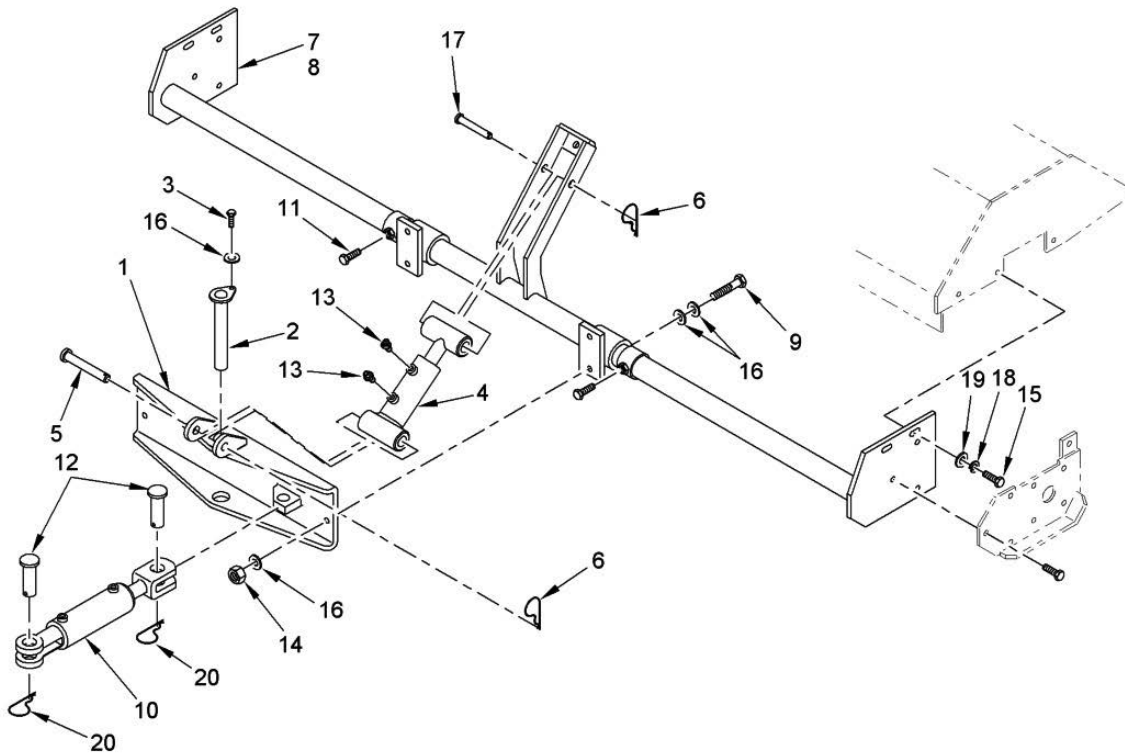
ITEM	PART NUMBER	DESCRIPTION	QTY	NOTES
25	381988-O	BROOM HOOD 6FT ORANGE	1	
BROOM HOOD - GREEN				
25	382002-G	BROOM HOOD 8FT - GREEN	1	
25	381988-G	BROOM HOOD 6FT GREEN	1	

FOR SPRINKLER ASSEMBLY, SEE "3. SPRINKLER ASSEMBLY" ON PAGE 178.

FOR WATER TANK ASSEMBLY, SEE "2. WATER TANK ASSEMBLY" ON PAGE 176.

THIS PAGE IS INTENTIONALLY LEFT BLANK

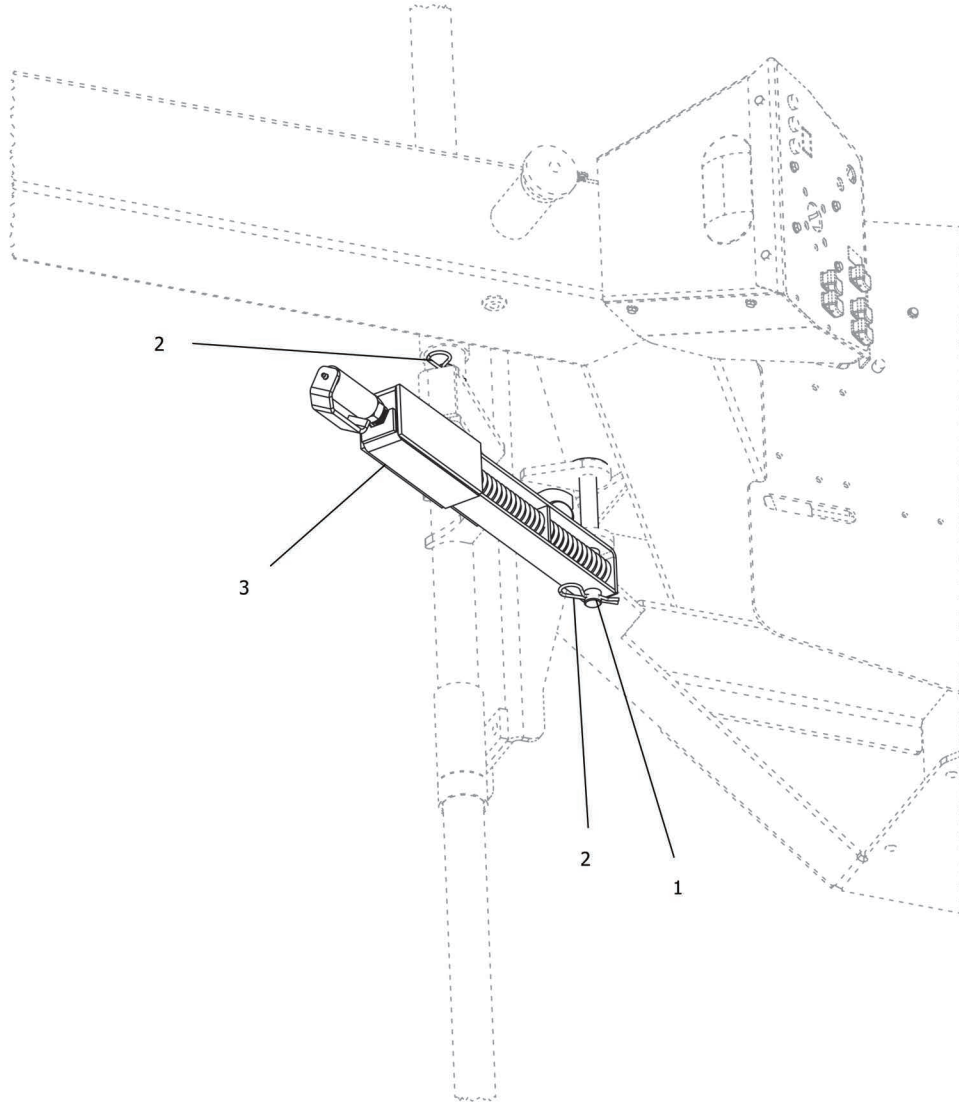
2. BROOM FRAME ASSEMBLY



2. BROOM FRAME ASSEMBLY

ITEM	PART NUMBER	DESCRIPTION	QTY	NOTES
1	376160	STR, BROOM PIVOT MOUNT - 6/8HC	1	
2	377028	PIN (1.75" X 8.25")	1	
3	441758	CAPSCREW (1/2"-13NC X 3/4")	1	
4	376641	BROOM LIFT CYLINDER ASSEMBLY	1	SEE "9. HYDRAULIC CYLINDER ASSEMBLY" ON PAGE 48.
5	100113	ASSY, LIFT CYLINDER PIN	1	
6	015768	CLIP, HAIR (3/16")	2	
7	376582	BRACKET, BROOM MOUNT (8' BROOM)	1	
8	376574	BRACKET, BROOM MOUNT (6' BROOM)	1	
9	441808	CAPSCREW	4	
10	467986	BROOM SWING CYLINDER ASSEMBLY	1	SEE "9. HYDRAULIC CYLINDER ASSEMBLY" ON PAGE 48.
11	441766	CAPSCREW (1/2"-13NC X 1")	2	
12	9103034	PIN, CLEVIS (1" OD X 2-3/4" LONG)	2	
13	092825	ADAPTER, 90 DEGREE (#6MSAE X #6MJIC)	2	
14	440644	LOCKNUT (1/2"-13NC)	4	
15	083527	CAPSCREW (3/8"-16NC X 1-1/4")	6	
16	011325	WASHER, FLAT (1/2")	13	
17	100115	LIFT CYLINDER PIN	1	
18	011023	WASHER, LOCK (3/8")	6	
19	011323	WASHER, FLAT (3/8")	6	
20	039180	CLIP, HAIR	2	

3. BROOM FLOAT



3. BROOM FLOAT

ITEM	PART NUMBER	DESCRIPTION	QTY	NOTES
1	379818	STR, PIN - 1.00 X 9.00	1	
2	015768	HAIR PIN COTTER, 3/16"	2	
3	381319	DOWN PRESS SPRING ASSY-PAINTED	1	

4. BROOM KITS (6 3/8")

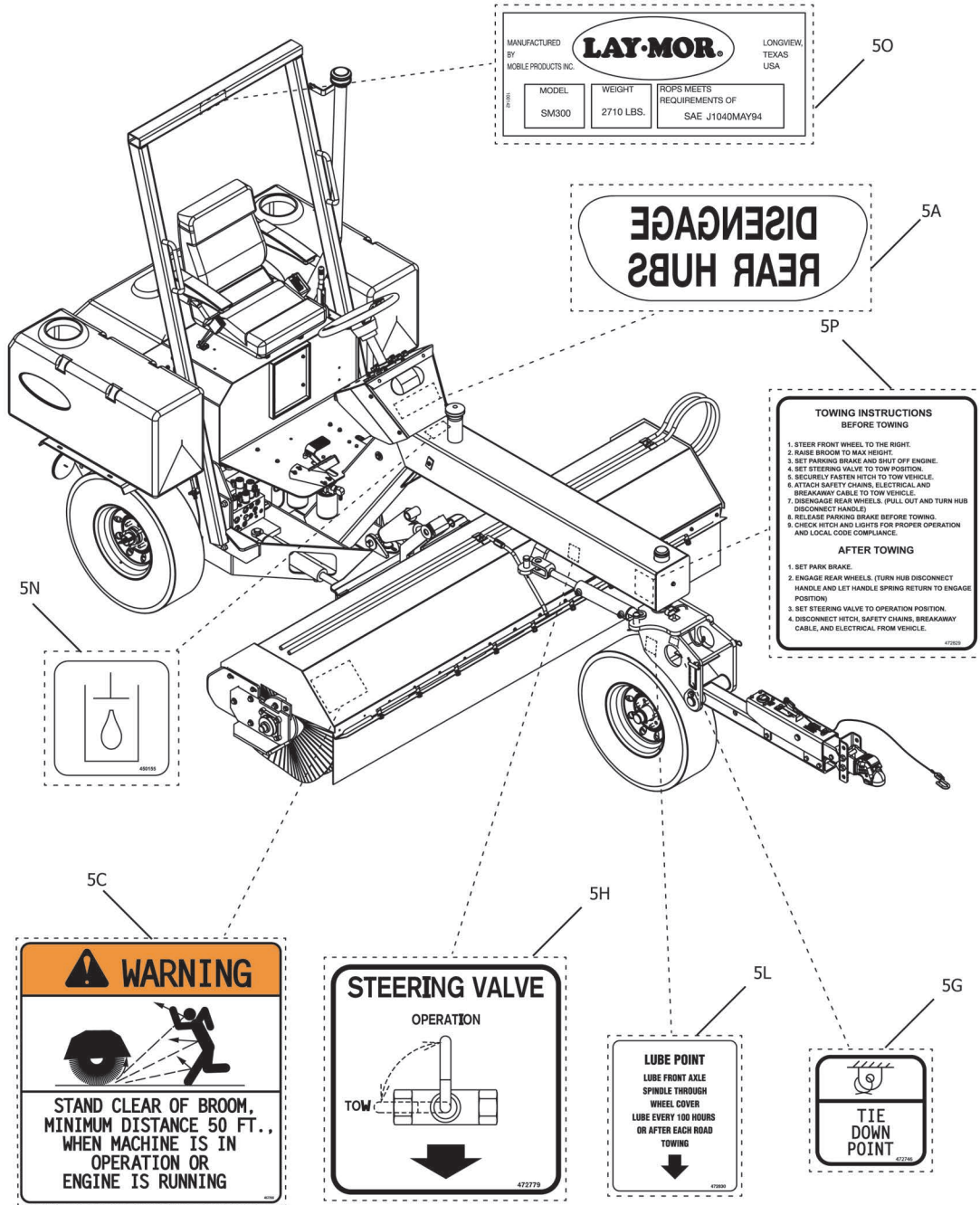
ILLUSTRATION NOT AVAILABLE

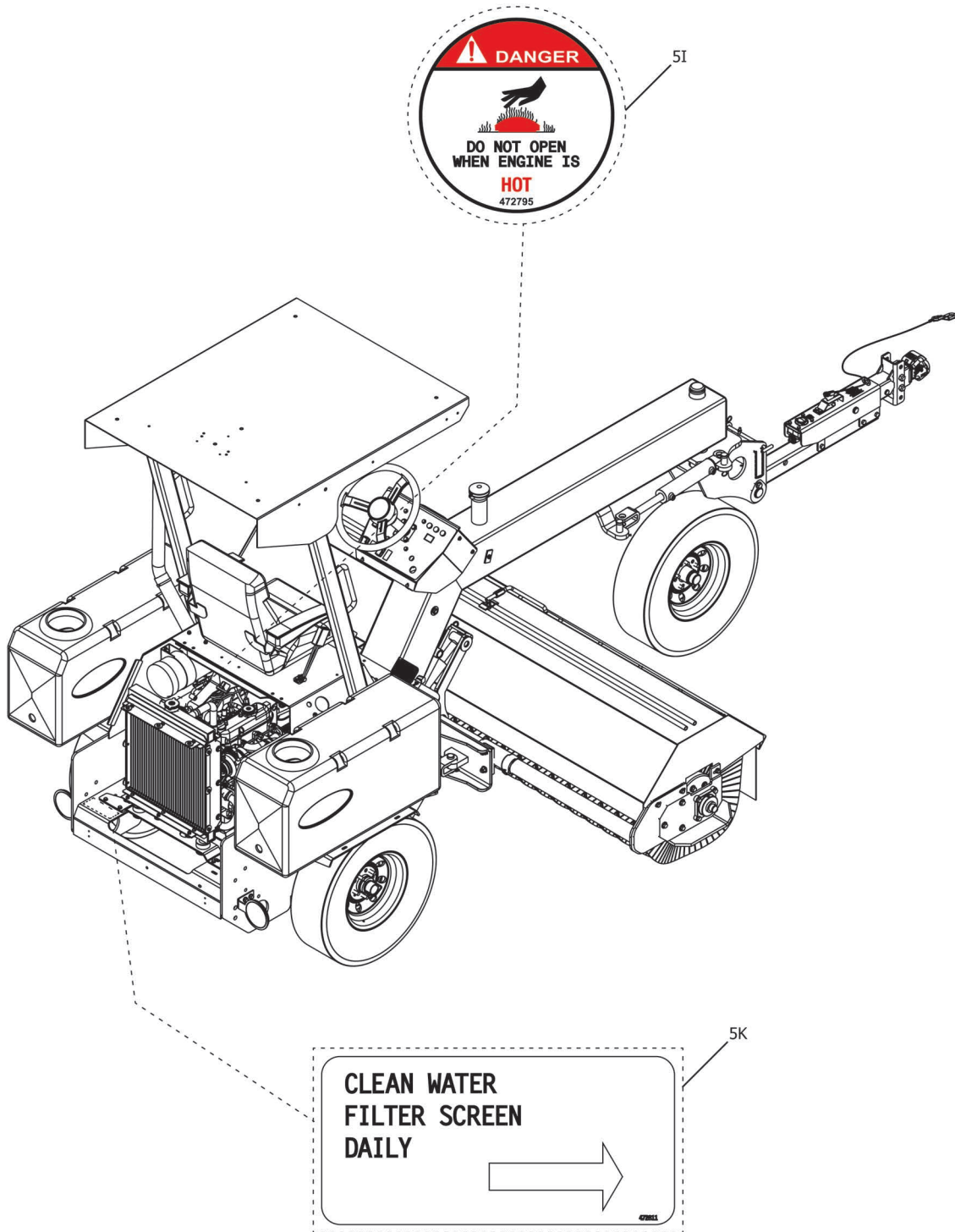
4. BROOM KITS (6 3/8")

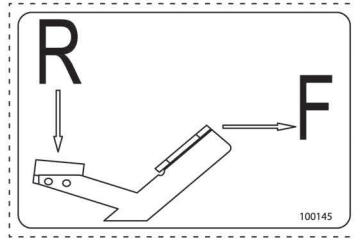
ITEM	PART NUMBER	DESCRIPTION	QTY	NOTES
1	378978BX	CONVOLUTED POLY (6 3/8" X 24", BOX OF 25)	A/R	
2	9101467BX	CONVOLUTED WIRE (6 3/8" X 24", BOX OF 24)	A/R	
3	378980BX	CONVOLUTED COMBO (6 3/8" X 24", BOX OF 24)	A/R	

THIS PAGE IS INTENTIONALLY LEFT BLANK

SECTION 6: DECALS










5J

5E

CAUTION

READ AND UNDERSTAND THE OPERATOR'S MANUAL BEFORE OPERATING MACHINE.

-  **USE SEAT BELT.**
-  **SET PARKING BRAKE BEFORE DISMOUNTING FROM SEAT (PARKING BRAKE MUST BE SET WHEN OPERATOR IS OUT OF SEAT OR MACHINE WILL ROLL).**
-  **WEAR EYE PROTECTION.**

STARTING PROCEDURES

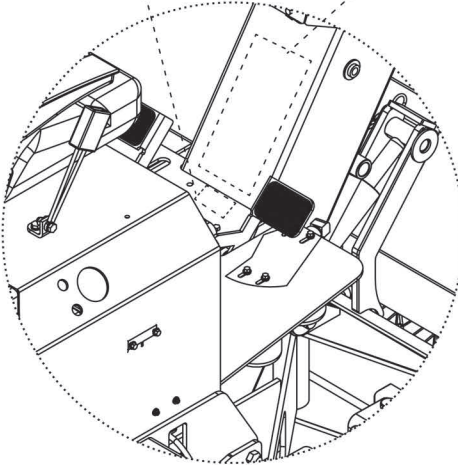
1. ENSURE PARKING BRAKE IS SET.
2. ENSURE PNEUMATIC HOSES ARE ENGAGED AND STEERING VALVE IS CLOSED.
3. PLACE ALL BROOM CONTROLS IN NEUTRAL OR OFF POSITION.
4. PULL THROTTLE LEVER OUT APPROXIMATELY 1/2".
5. TURN IGNITION SWITCH FULL LEFT TO PREHEAT ENGINE FOR UP TO 10 SECONDS. PULL DOWN IGNITION SWITCH TO FULL RIGHT TO "START" POSITION TO START ENGINE. DO NOT OPERATE SWITCH FOR MORE THAN 20 SECONDS AT A TIME TO PREVENT OVERHEATING. DO NOT USE OTHER USE OF OTHER BILLS DAMAGE ENGINE AND VOID ALL TROW WARRANTY.
6. CHECK WARNING LIGHTS AND ALLOW ENGINE TO WARM UP BEFORE PLACING UNDER LOAD.

OPERATION

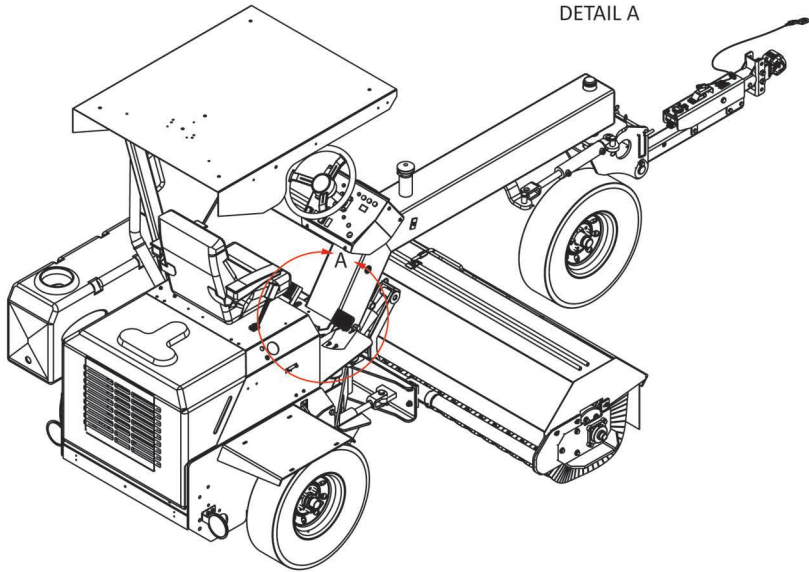
1. RELEASE PARKING BRAKE WHILE APPLYING SERVICE BRAKE.
2. TURN BROOM ROTATION ON. DO NOT ENGAGE BROOM MOTOR AT FULL ENGINE SPEED.
3. INCREASE ENGINE RPM TO FULL THROTTLE FOR BEST PERFORMANCE.
4. ADJUST BROOM SPEED BY INCREASING OR DECREASING THROTTLE SETTING.
5. ADJUST BROOM ANGLE AND HEIGHT TO DESIRED SWEEP PATTERN. ENGAGE BROOM WHEN NOT SWEEPING.
6. RELEASE SERVICE BRAKE AND ADJUST TRAVEL SPEED BY FURTHER DEPRESSING OR RELEASED OF CONTROL PEDAL.

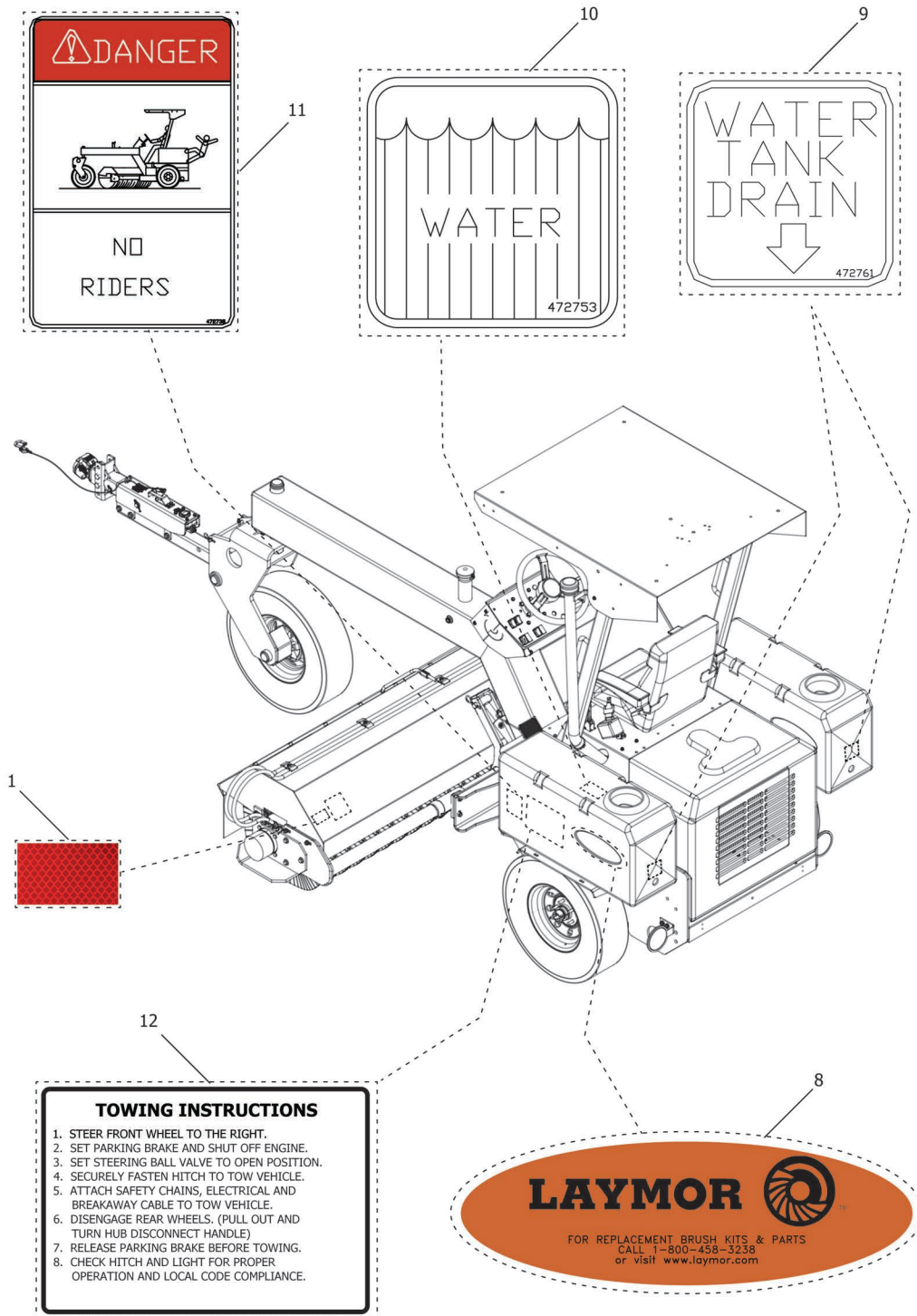
SHUT-DOWN PROCEDURES

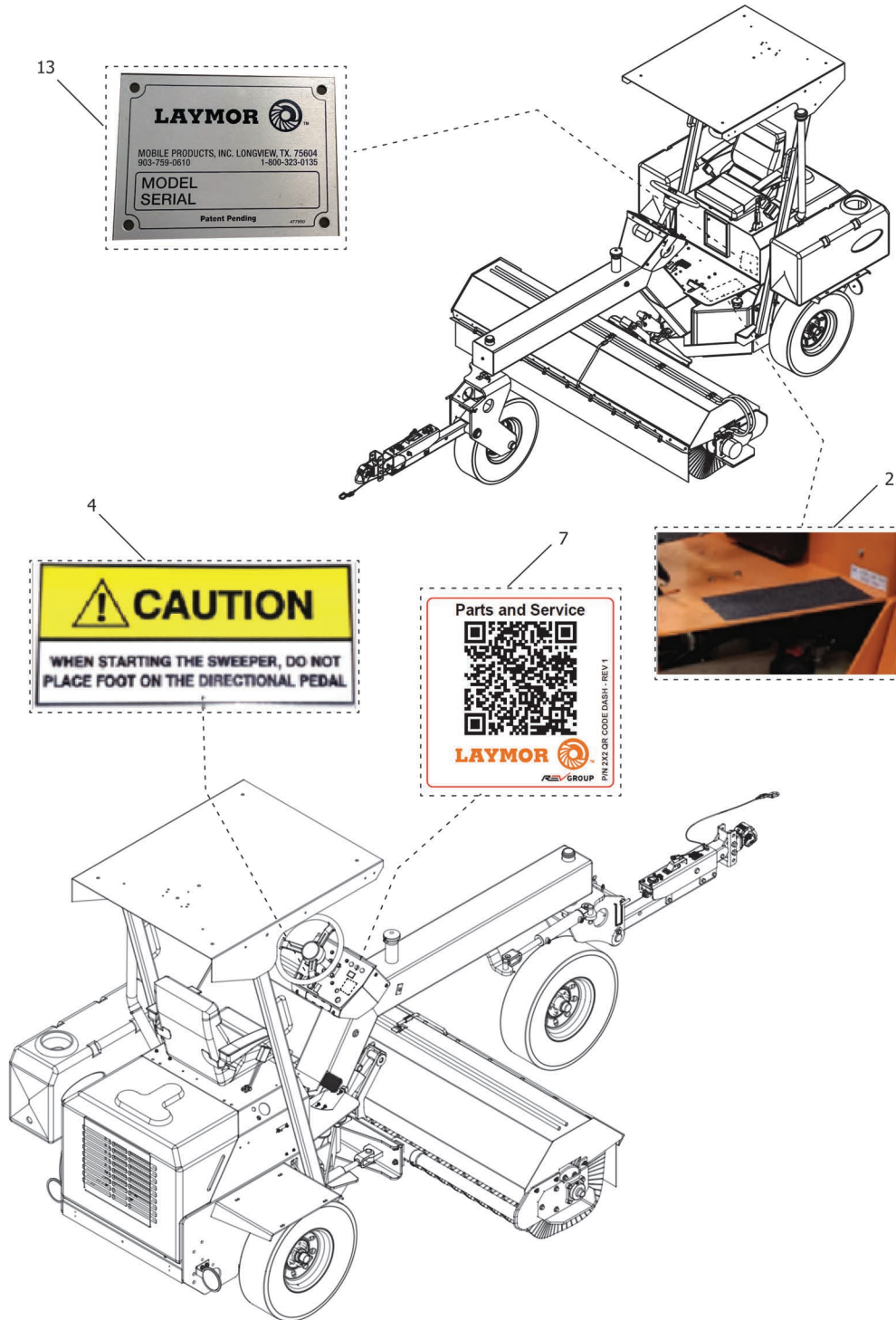
1. STOP UNIT BY REMOVING FOOT FROM CONTROL PEDAL AND APPLYING SERVICE BRAKE.
2. REDUCE ENGINE SPEED TO 1/2 OPEN.
3. SET PARKING BRAKE.
4. TURN BROOM ROTATION OFF.
5. LOWER BROOM TO STORING.
6. ALLOW THE ENGINE TO RUN 15 SECONDS.
7. TURN IGNITION SWITCH TO "OFF" POSITION.

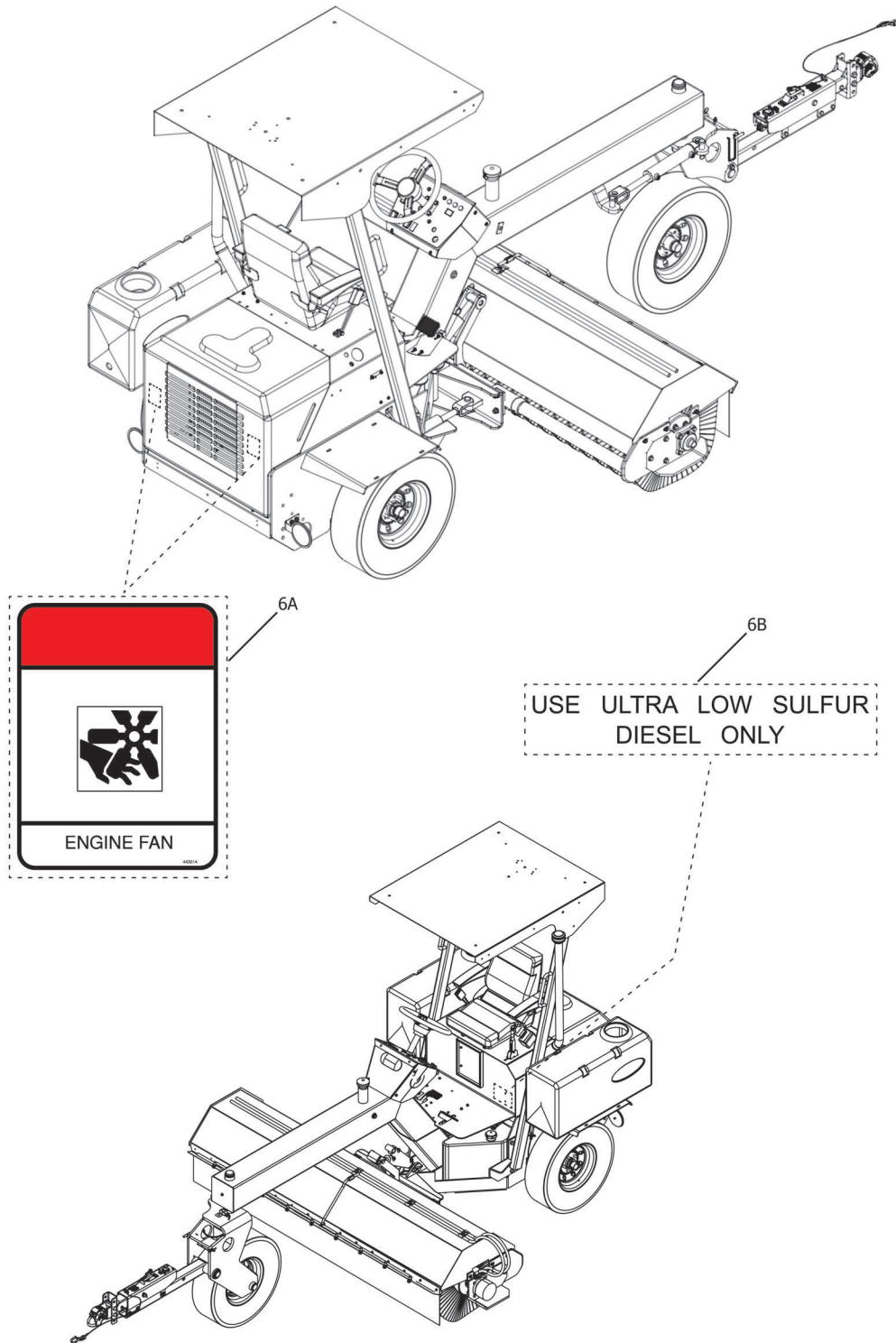


DETAIL A





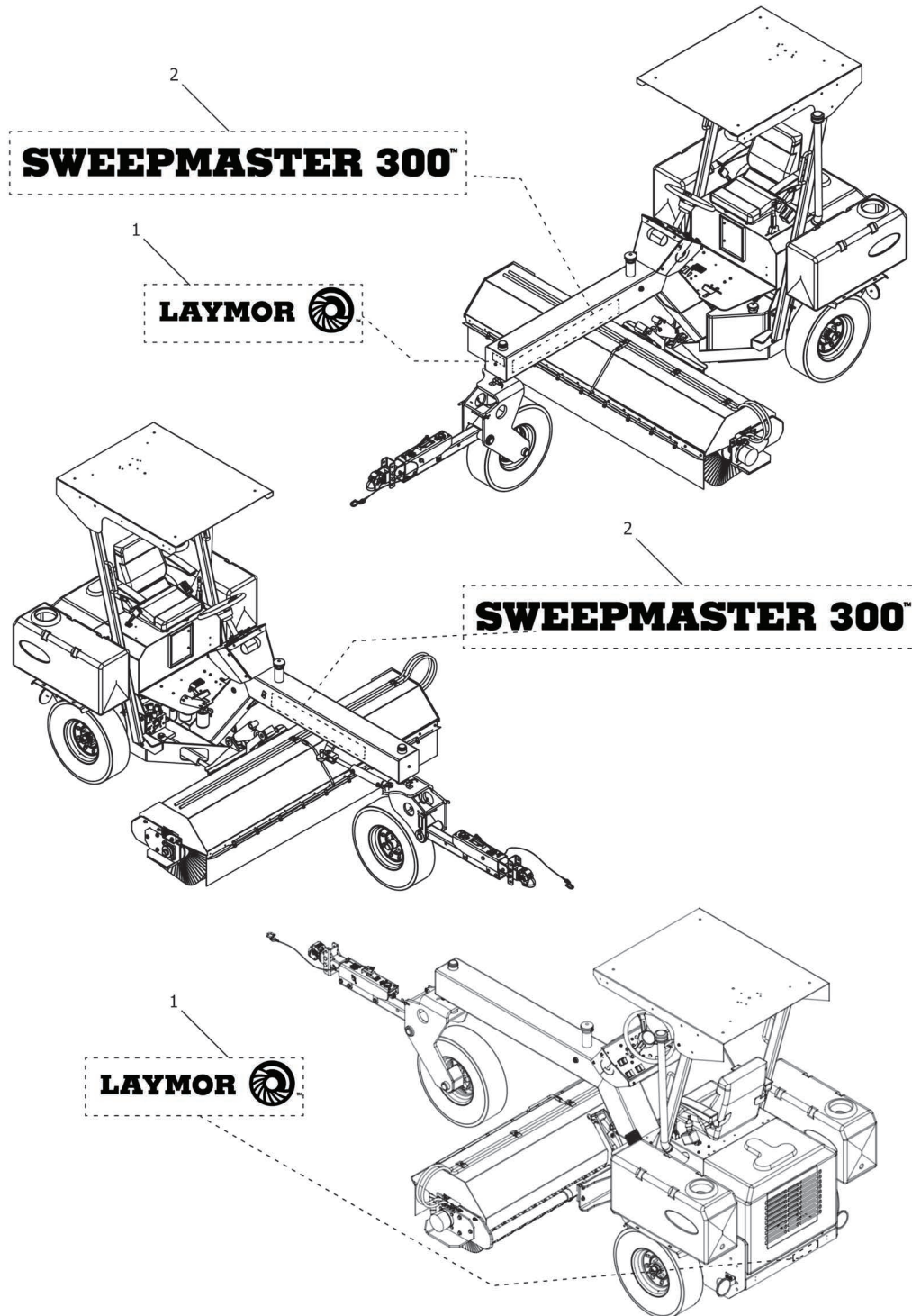




1. STANDARD OPERATING AND SAFETY

ITEM	PART NUMBER	DESCRIPTION	QTY	NOTES
1	436261	TAPE, REFLECTOR (RED)	2	
2	432955	MCL-SAFETY WALK, 11.00 X 12.50	1	
3	151660	DECAL, LONG LIFE COOLANT (NOT SHOWN)	1	
4	100204	DECAL, WARNING, DIR. PEDAL	1	
5	100199	KIT, DECAL SM300 SHEET 1	1	
5A	100141	*HUB WARNING	1	
5B	445387	*DECAL "DANGER EXPLOSION"	1	
5C	467266	*DECAL "WARNING STAND CLEAR"	2	
5D	100143	*DECAL LUBRICATION CHART	1	
5E	100144	*DECAL OPERATING INSTRUCTIONS	1	
5F	472720	*DECAL "DANGER PINCH POINT"	2	
5G	472746	*DECAL TIE DOWN	2	
5H	472779	*DECAL STEERING VALVE	1	
5I	472795	*DECAL RAD. CAP	1	
5J	100145	*DECAL DIR. CONTROL	1	
5K	472811	*DECAL FILTER SCREEN	1	
5L	472830	*DECAL FT. FORK	1	
5M	472838	*DECAL CAUTION PARK	1	
5N	450155	*DECAL, HYDRAULIC OIL	1	
5O	100142	*DECAL, NAME PLATE	1	
5P	472829	*DECAL, TOW BAR CHECKLIST	2	
6	100055	KIT DECAL SM300 SHEET 2	1	
6A	443614	*DECAL, DANGER ROTATING FAN	2	
6B	477963	*DECAL, ULTRA LOW SULFUR DIESEL	1	
7	1000381	DECAL, 2x2 SERVICE QR, DASH	1	
8	1000435	DECAL, OVAL LAYMOR, 11x3.5"	2	
9	472761	DECAL, WATER TANK DRAIN	2	
10	472753	DECAL, WATER	2	
11	472738	DECAL, DANGER - NO RIDERS	2	
12	472837	DECAL, TOWING INSTRUCTIONS	2	
13	477950	PLATE, MODEL & S/N 3 x 4 LAYMOR	1	

2. LAYMOR BRANDING



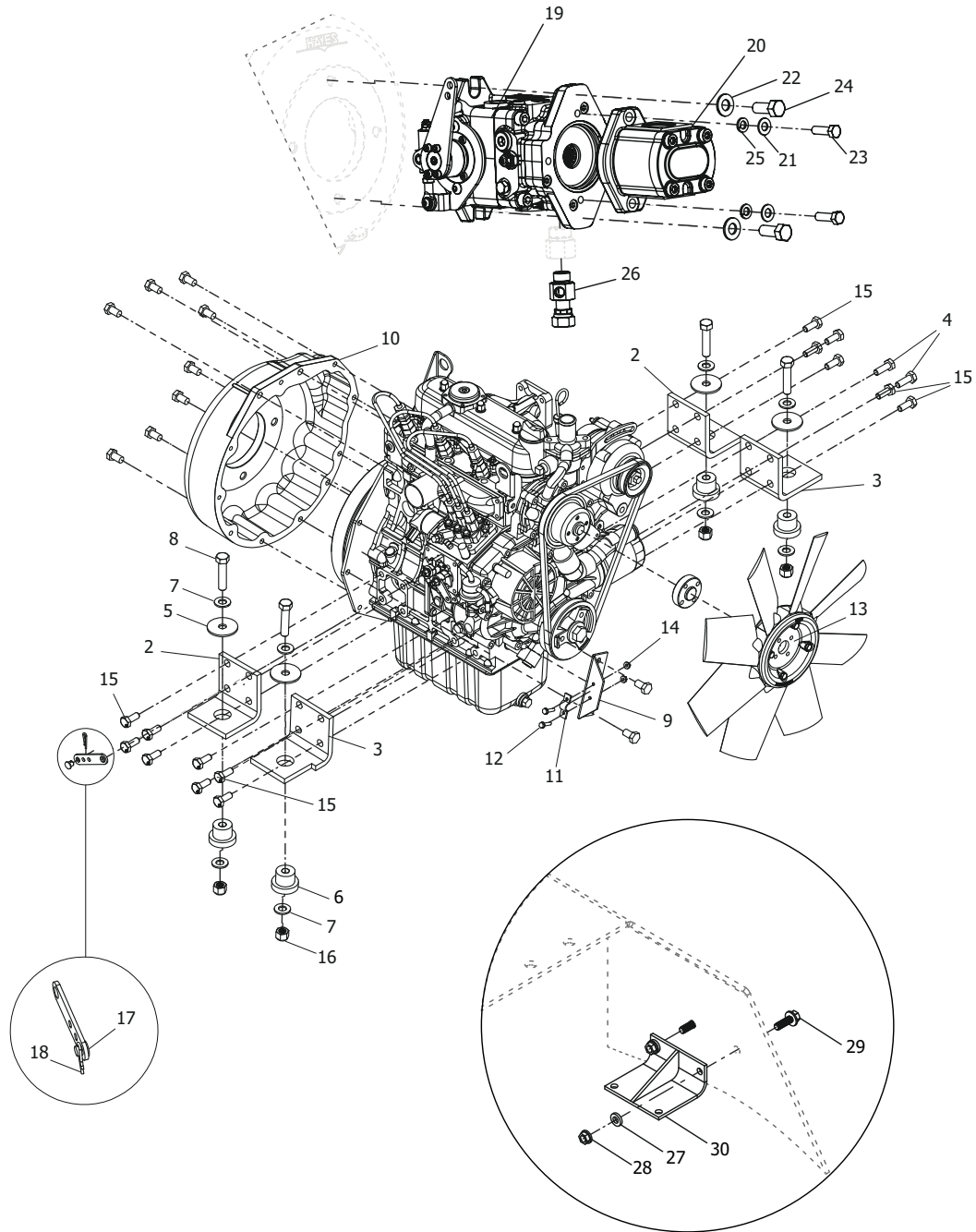
2. LAYMOR BRANDING

ITEM	PART NUMBER	DESCRIPTION	QTY	NOTES
1	478300	DECALS LAYMOR BLK	2	
2	477963	DECAL, SWEEPMASTER (BLACK)	2	

THIS PAGE IS INTENTIONALLY LEFT BLANK

SECTION 7: POWERTRAIN

1A. POWERTRAIN ASSEMBLY KUBOTA



OVERFLOW RESERVOIR

1A. POWERTRAIN ASSEMBLY KUBOTA

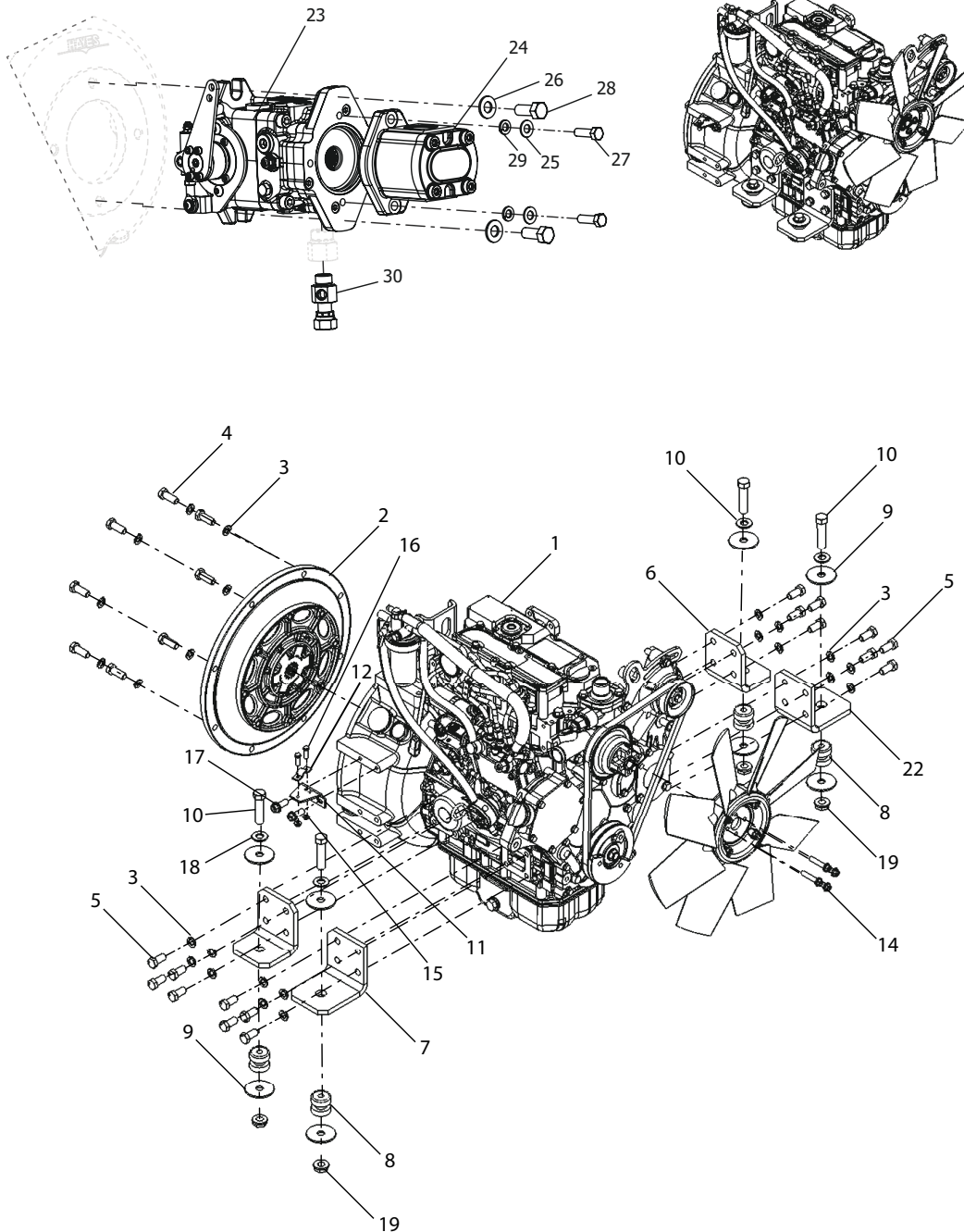
ITEM	PART NUMBER	DESCRIPTION	QTY	NOTES
1	100054	ENGINE, D1105 KUBOTA SM300	1	
2	376797	MOUNT, ENGINE REAR W/ ALUM.	2	
3	376800	MOUNT, ENGINE FT. W/ ALUM	2	
4	459487	BOLT, M10-1.25 HEX GR8.8 X 30	2	
5	459842	WASHER, 2.00 X .52 X .125	4	
6	456459	MOUNT, MOTOR KUB.	4	
7	011325	FLAT WASHER 1/2" SAE HARDENED	8	
8	011395	BOLT, .50-13 HEX X 2.25	4	
9	9104569	BRACKET, THROTTLE CABLE	1	
10	100100	FLYWHEEL HOUSING KIT SM300	1	
11	457184	CLAMP, THROTTLE	1	
12	441527	BOLT, 10-24 FLANGE X .75	2	
13	100121	FAN, SM300 W/ D1105 ENG.	1	
14	440628	NUT, 10-24 FLANGE	2	
15	459479	BOLT, M10-1.25 HEX GR8.8 X 25	14	
16	403907	NUT, .50-13 HEX NYLOC	4	
17	457192	PIVOT, THROTTLE CABLE	1	
18	459826	PIN, HAIR - .078 X 1.62	1	
19	100065	HYDROSTATIC PUMP, SM300	1	
20	9104033	PUMP, AUX GEAR - SM300	1	
21	011323	FLAT WASHER 3/8" SAE HARDENED	2	
22	011325	FLAT WASHER 1/2" SAE HARDENED	2	
23	083527	BOLT, .38-16 HEX X 1.25, GR8	2	
24	441774	BOLT, 1/2 - 13 HEX X 1.25	2	
25	011023	LOCK WASHER .38"	2	
26	477141	ADAPTER, TEST PORT - 8SAE OR	1	
27	011321	FLAT WASHER 1/4" SAE HARDENED	2	
28	440636	NUT, .25-20 FLANGE	2	
	9107134	KIT, UPPER ENGINE HEAD GASKET(D1105)	1	
	1000195K	KIT, EXHAUST MANIFOLD	1	SEE NOTE
NOTE: INCLUDED ON SM300 UNITS DELIVERED AFTER OCTOBER 2016. UNITS DELIVERED PRIOR TO OCTOBER 2016 WILL NEED TO UPDATE EXISTING EXHAUST MANIFOLD WITH THIS KIT IF NOT ALREADY COMPLETED.				

SECTION 7: POWERTRAIN: 1A. POWERTRAIN ASSEMBLY KUBOTA.

ITEM	PART NUMBER	DESCRIPTION	QTY	NOTES
29	441550	BOLT, .25-20 FLANGE X .75	2	
30	375882	BRACKET, BI-DIRECTIONAL	1	
31	9103079	OVERFLOW RESERVOIR (NOT SHOWN)	1	

THIS PAGE IS INTENTIONALLY LEFT BLANK

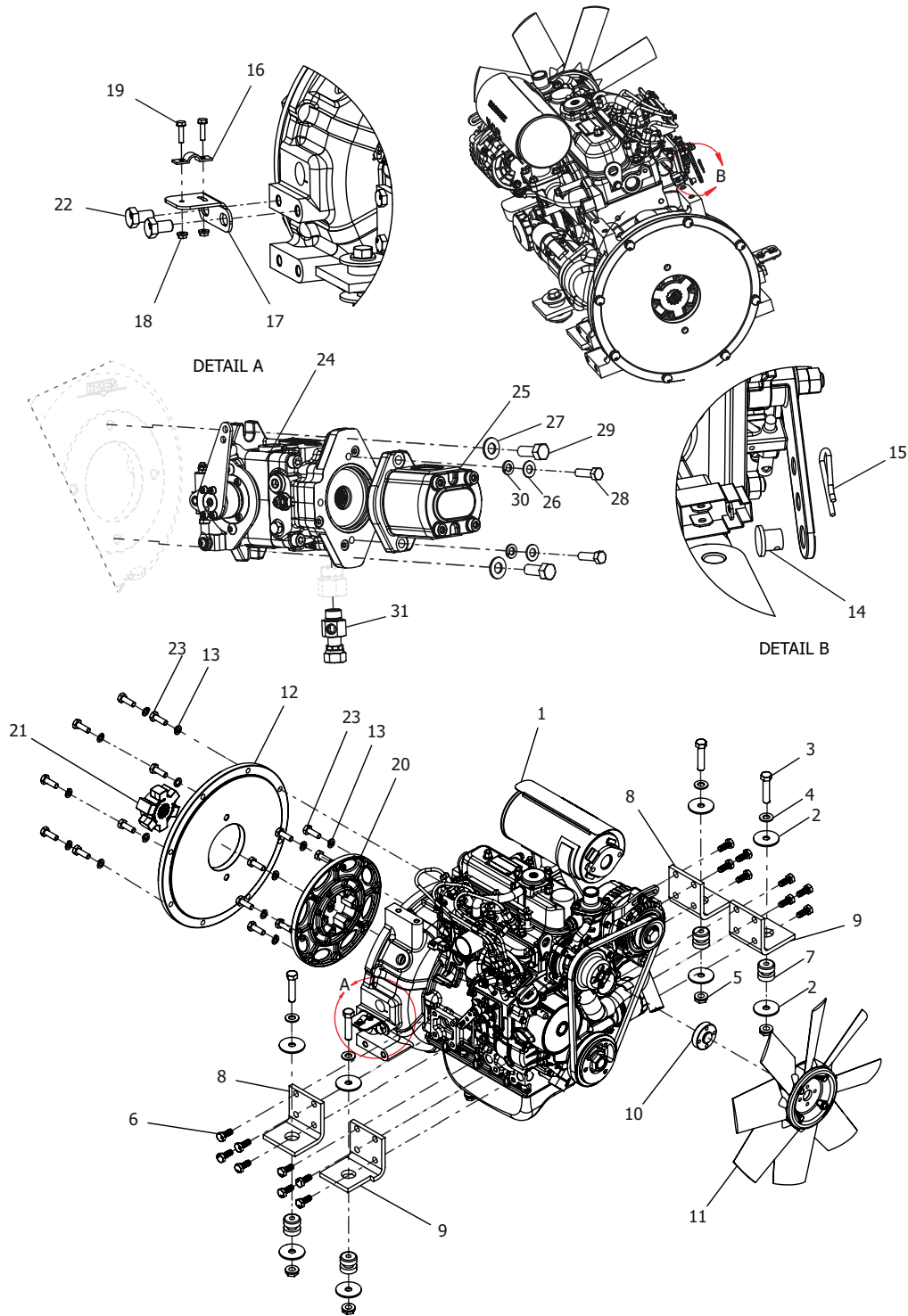
1B. POWERTRAIN ASSEMBLY YANMAR



1B. POWERTRAIN ASSEMBLY YANMAR

ITEM	PART NUMBER	DESCRIPTION	QTY	NOTES
1	1000114	ENGINE, SM300, YANMAR	1	
2	1000115	KIT, PUMP MOUNT, W/YANMAR	1	
3	038380	WASHER, M10 LOCK	24	
4	459487	BOLT, M10-1.25 HEX GR8.8 X 30	8	
5	459479	BOLT, M10-1.25 HEX GR8.8 X 25	16	
6	1000118	MNT, ENGINE REAR, YANMAR 3 WHE	2	
7	1000119	MNT, FRONT RS, YANMAR ENGINE,	1	
8	1000295	ENGINE/RAD ISOLATOR, YANMAR	4	
9	459842	WASHER, 2.00 X .52 X .125	8	
10	011395	BOLT, .50-13 HEX X 2.25	4	
11	1000124	BRKT, THROTTLE CBL, YANMAR, 3	1	
12	457184	CLAMP, THROTTLE	1	
13	1000281	FAN, SM300, W/YANMAR	1	
14	1000263	FAN BOLT, YANMAR, M6 X 40MM	4	
15	7120262	BOLT FHCS ISO 8.8 M8X1.25X25MM	2	
16	441527	BOLT, 10-24 FLANGE X .75	2	
17	440628	NUT, 10-24 FLANGE	2	
18	011325	FLAT WASHER 1/2" SAE HARDENED	4	
19	100036	NUT, LOCK .5-13	4	
20	457192	PIVOT, THROTTLE CABLE	1	
21	459826	PIN, HAIR - .078 X 1.62	1	
22	1000120	MNT, FRONT CS, YANMAR ENG, 3 W	1	
23	100065	HYDROSTATIC PUMP, SM300	1	
24	9104033	PUMP, AUX GEAR - SM300	1	
25	011323	WASHER; FLAT, 3/8	2	
26	011325	WASHER; FLAT, 1/2" SAE	2	
27	083527	BOLT, .38-16 HEX X 1.25, GR8	2	
28	441774	BOLT; HEX .50-13 x 1.25	2	
29	011023	WASHER, 3/8" LOCK	2	
30	477141	ADAPTER, TEST PORT - 8SAE OR	1	

1C. POWERTRAIN ASSEMBLY DEUTZ



1C. POWERTRAIN ASSEMBLY DEUTZ

ITEM	PART NUMBER	DESCRIPTION	QTY	NOTES
1	1000476	ENGINE, DEUTZ 1.2	1	
2	459842	WASHER, 2.00 X .52 X .125	8	
3	011395	BOLT, .50-13 HEX X 2.25	4	
4	011325	FLAT WASHER 1/2" SAE HARDENED	4	
5	100036	NUT, LOCK .5-13 FOR 100025	4	
6	1000479	BOLT, M10 X 1.5 X 25MM	16	
7	1000295	ENGINE/RAD ISOLATOR, YANMAR	4	
8	376797	MOUNT, ENGINE REAR W/ ALUM.	2	
9	376800	MOUNT, ENGINE FT. W/ ALUM	2	
10	1000469	FAN SPACER, KUBOTA/DEUTZ	1	
11	100121	FAN, SM300 W/ D1105 ENG.	1	
12	1000486	PLATE; PUMP MOUNT, DEUTZ 1.2	1	
13	038380	WASHER, M10 LOCK	16	
14	457192	PIVOT, THROTTLE CABLE	1	
15	459826	PIN, HAIR - .078 X 1.62	1	
16	457184	CLAMP, THROTTLE	1	
17	1000463	BRKT, DEUTZ THROTTLE CABLE	1	
18	440628	NUT, 10-24 FLANGE	2	
19	441527	BOLT, 10-24 FLANGE X .75	2	
20	1000487	PLATE; FLYWHL ADPTR, DEUTZ 1.2	1	
21	1000484	HUB; PUMP ADAPTER, DEUTZ 1.2	1	
22	038406	BOLT, M12-1.75 HEX GR8.8 X 20	2	
23	038372	BOLT, M10-1.5 HED GR8.8 X 30MM	16	
24	100065	HYDROSTATIC PUMP, SM300	1	
25	9104033	PUMP, AUX GEAR - SM300	1	
26	011323	WASHER; FLAT, 3/8	2	
27	011325	WASHER; FLAT, 1/2" SAE	2	
28	083527	BOLT, .38-16 HEX X 1.25, GR8	2	
29	441774	BOLT; HEX .50-13 x 1.25	2	
30	011023	WASHER, 3/8" LOCK	2	
31	477141	ADAPTER, TEST PORT - 8SAE OR	1	

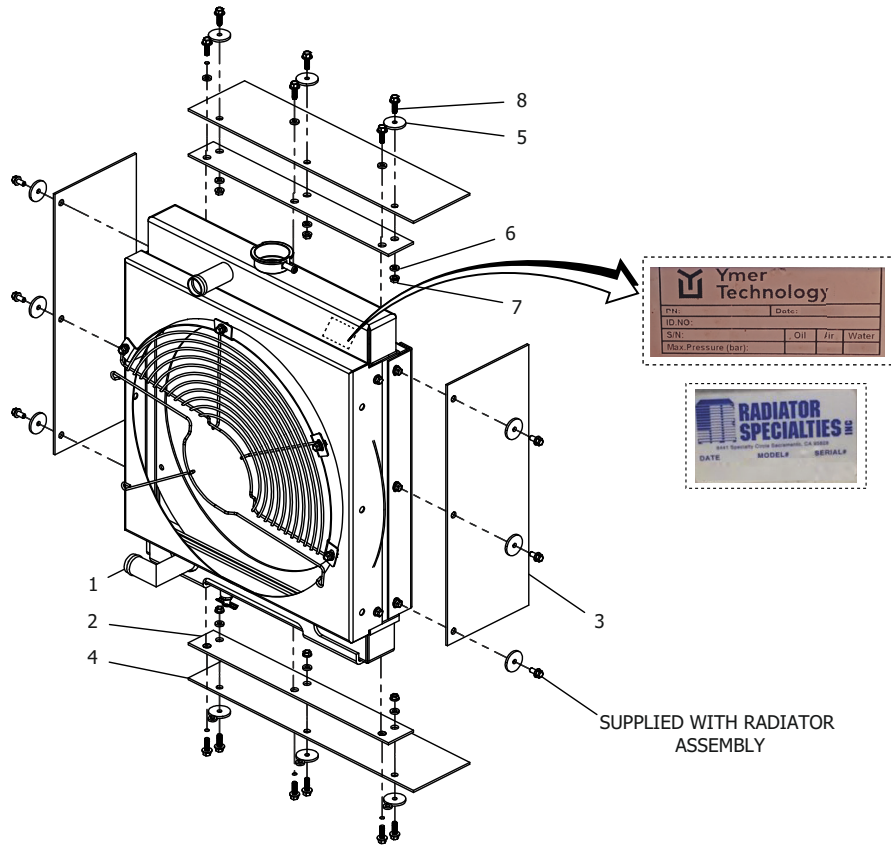
1D. ENGINE SERVICE PARTS

ILLUSTRATION NOT AVAILABLE

1D. ENGINE SERVICE PARTS

ITEM	PART NUMBER	DESCRIPTION	QTY	NOTES
KUBOTA D1105				
1	447673	FUEL STOP SOLENOID	1	
2	9107187	ALTERNATOR - W/O CAB	1	FOR ALTERNATOR WITH CAB SEE "12. AC/ ENGINE COMPONENTS" ON PAGE 170.
3	9107041	STARTER	1	
4	9107131	BELT	1	
5	477753	FAN SPACER	1	
6	9103893	ELEMENT, OIL FILTER	1	
YANMAR 3TNV80F				
7	51011049	FUEL STOP SOLENOID	1	
8	51011048	ALTERNATOR - W/O CAB	1	FOR ALTERNATOR WITH CAB SEE "12. AC/ ENGINE COMPONENTS" ON PAGE 170.
9	51011047	STARTER	1	
10	51011109	BELT	1	
11	51011050	ELEMENT, OIL FILTER	1	
DEUTZ D1.2				
12	51011076	FUEL STOP SOLENOID	1	
13	51011078	ALTERNATOR - W/O CAB	1	
14	51011077	STARTER	1	
15	51011075	BELT	1	
16	477753	FAN SPACER	1	
17	51011117	ELEMENT, OIL FILTER	1	

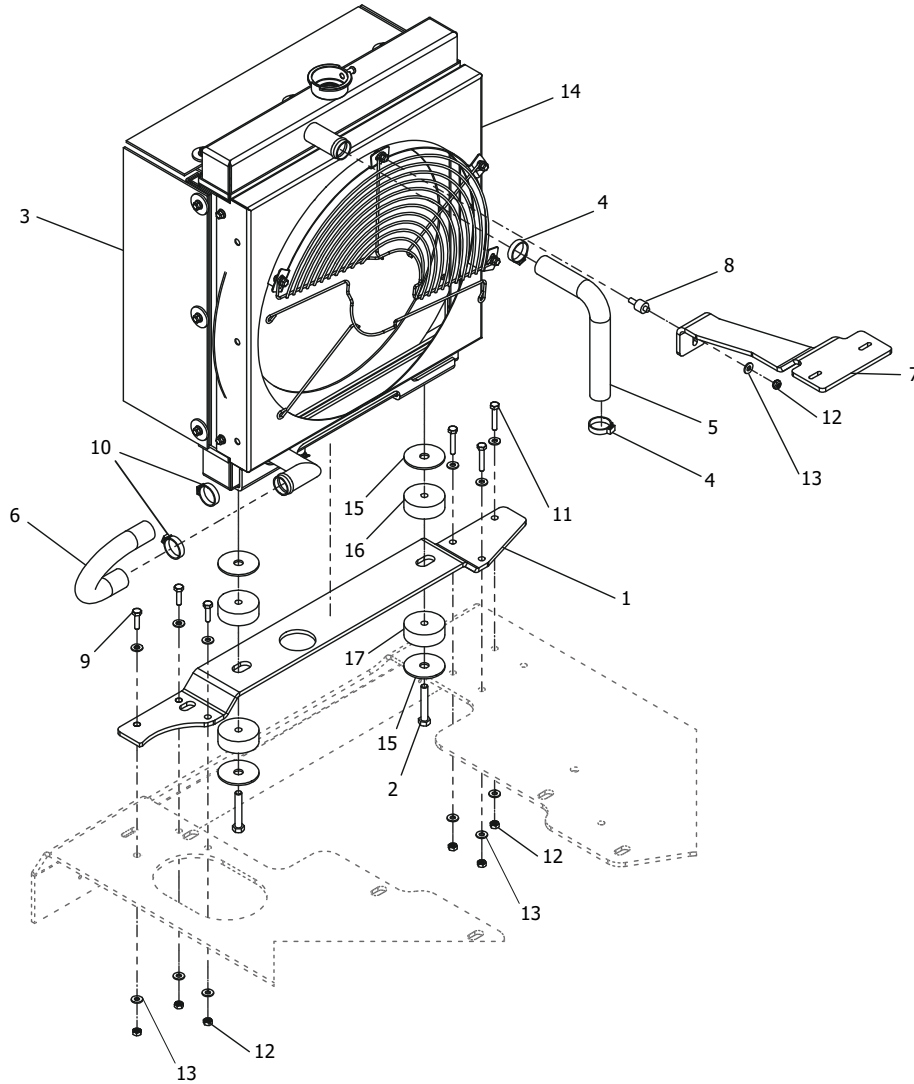
2. RADIATOR ASSEMBLY



2. RADIATOR ASSEMBLY

ITEM	PART NUMBER	DESCRIPTION	QTY	NOTES
1		RADIATOR ASSEMBLY	1	SEE NEXT PAGE
2	100108	BRACKET, RADIATOR	2	
3	100194	BAFFLE, RADIATOR (LEFT/RIGHT)	2	
4	100195	BAFFLE, RADIATOR (TOP/BOTTOM)	2	
5	010299	WASHER	12	
6	011321	FLAT WASHER 1/4" SAE HARDENED	12	
7	440636	NUT, .25-20 FLANGE	6	
8	441550	BOLT, .25-20 FLANGE X.75	12	
9	9107106	CAP, RADIATOR (NOT SHOWN)	1	
JB RADIATORS				
10	9107086	SHROUD (NOT SHOWN)	1	
11	9107087	FAN GUARD (NOT SHOWN)	1	
YMER RADIATORS				
10	51011126	SHROUD (NOT SHOWN)	1	
11	51011127	FAN GUARD (NOT SHOWN)	1	

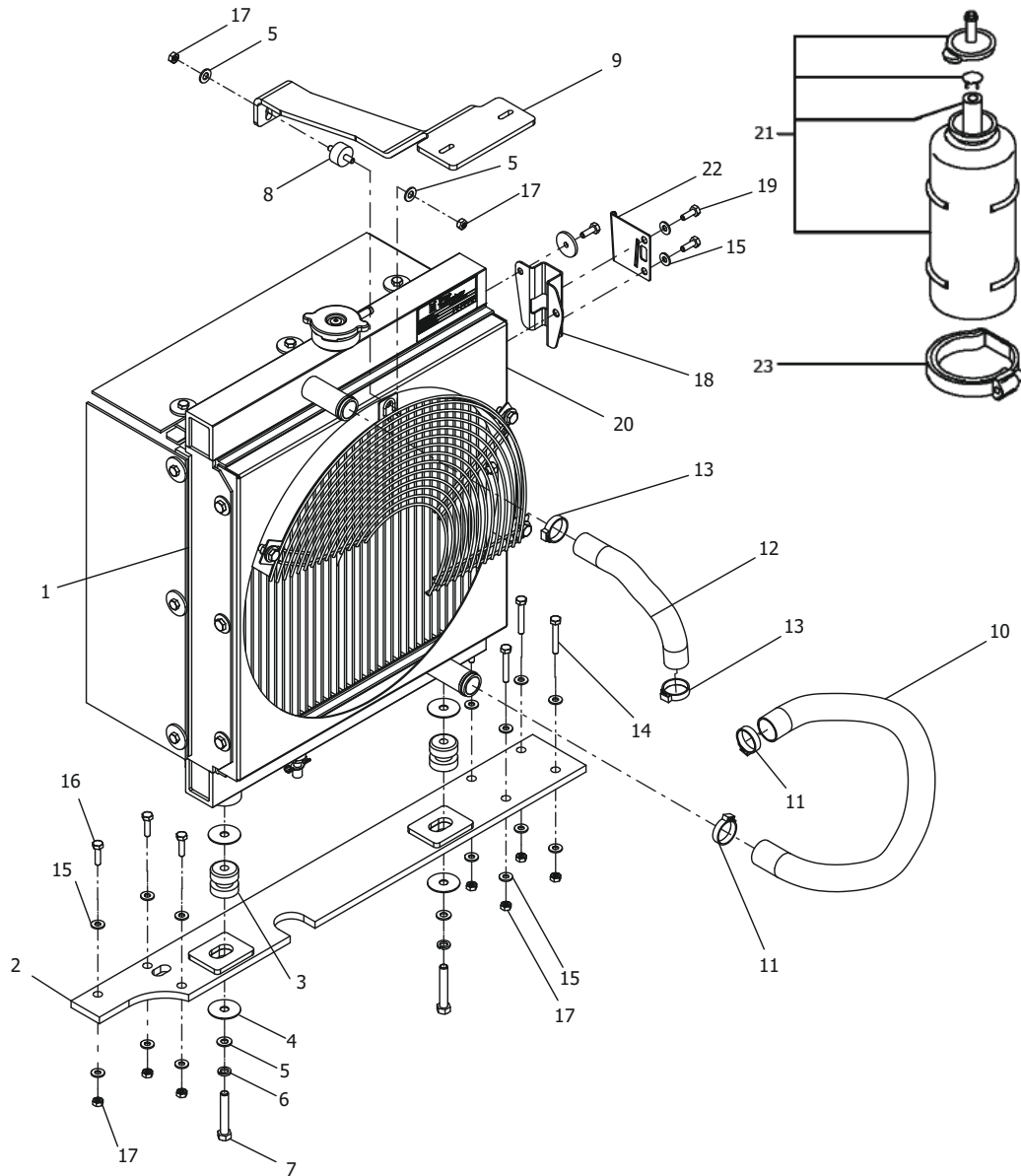
2A. RADIATOR ASSEMBLY KUBOTA



2A. RADIATOR ASSEMBLY KUBOTA

ITEM	PART NUMBER	DESCRIPTION	QTY	NOTES
1	1000040	SM300 BOTTOM RADIATOR MOUNT	1	
2	109246	BOLT, 3/8 X 2-1/4 NC	2	
3		RADIATOR W/BAFFLES INSTALLED	1	SEE "2. RADIATOR ASSEMBLY" ON PAGE 116.
4	056424	CLAMP, HOSE #20	2	
5	100130	RADIATOR HOSE, UPPER	1	
6	100131	RADIATOR HOSE, LOWER	1	
7	1000041	SM300 TOP RADIATOR MOUNT	1	
8	456806	ISOLATOR, RADIATOR	1	
9	441568	BOLT, .25-20 FLANGE X 1.00	3	
10	100207	CLAMP RADIATOR HOSE	2	
11	010074	BOLT, .25-20 HEX X 1.50	3	
12	440636	NUT, .25-20 FLANGE	7	
13	011321	FLAT WASHER 1/4" SAE HARDENED	13	
14	1000047	RADIATOR ASSEMBLY KUBOTA	1	
15	386701	WASHER, RADIATOR, KB	4	
16	386703	CUSHION, RADIATOR UPPER	2	
17	386704	CUSHION, RADIATOR LOWER	2	
18	9103079	RESERVOIR, COOLANT (NOT SHOWN)	1	INCL, MNT BKT

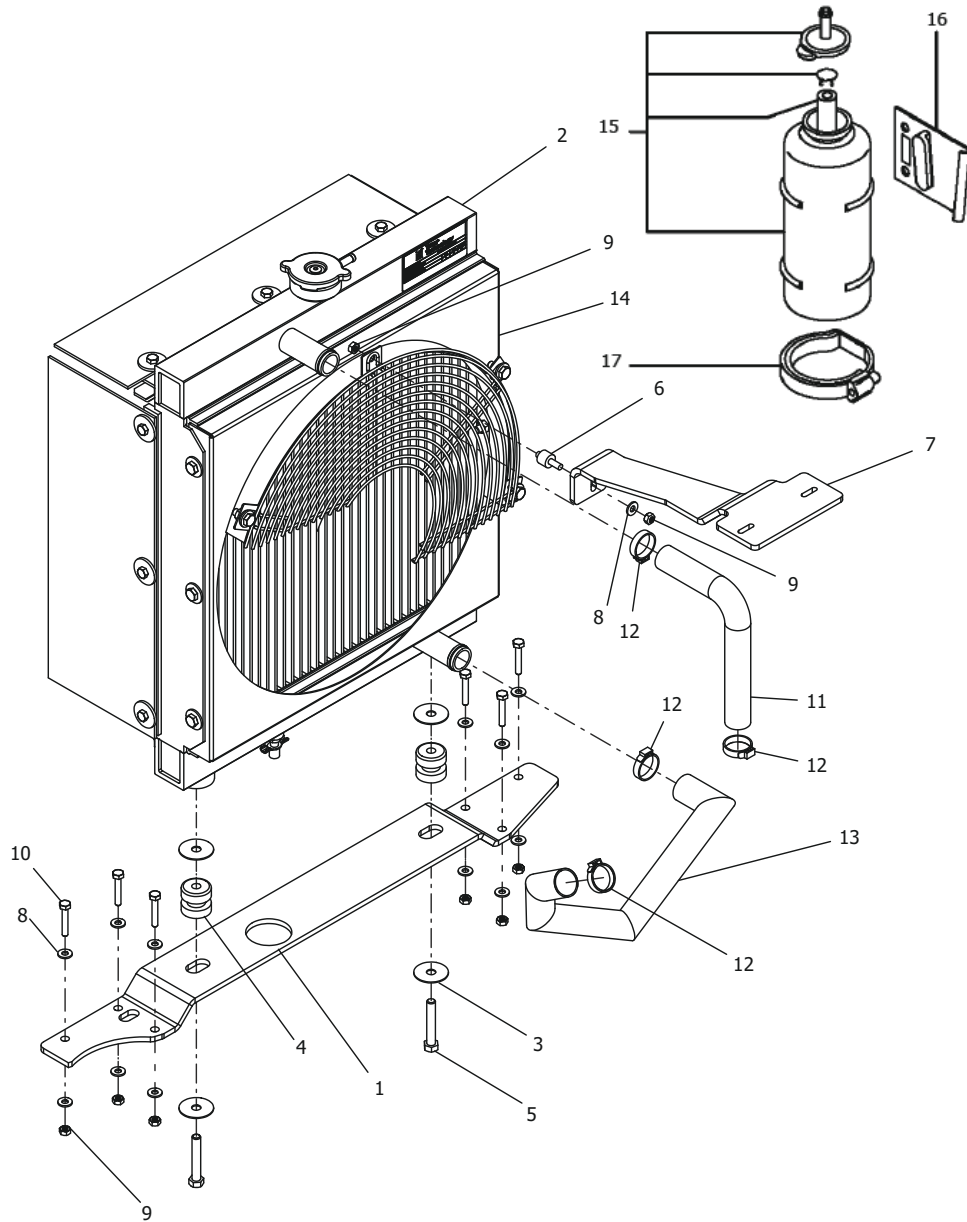
2B. RADIATOR ASSEMBLY YANMAR



2B. RADIATOR ASSEMBLY YANMAR

ITEM	PART NUMBER	DESCRIPTION	QTY	NOTES
1		ASM, SM300 YMER RAD W/BAFFLES	1	SEE "2. RADIATOR ASSEMBLY" ON PAGE 116.
2	1000383	YANMAR LOWER RAD BRKT ASM	1	
3	1000295	ENGINE/RAD ISOLATOR, YANMAR	2	
4	010300	S/S FENDER 3/8 X 1-1/2	4	
5	011322	FLAT WASHER 5/16" SAE HARDENED	4	
6	011023	LOCK WASHER .38"	2	
7	109246	BOLT, 3/8 X 2-1/4 NC	2	
8	1000296	UPPER RAD ISOLATOR, YANMAR	1	
9	1000122	BKT; RAD TOP MNT; 3W SWEEPER	1	
10	1000297	LOWER RAD HOSE SM300, YANMAR	1	
11	100207	CLAMP RADIATOR HOSE	2	
12	100130	RADIATOR HOSE, UPPER	1	
13	056424	CLAMP, HOSE #20	2	
14	010082	BOLT, .25-20 HEX X 1.75	4	
15	011321	FLAT WASHER 1/4" SAE HARDENED	16	
16	441568	BOLT, .25-20 FLANGE X 1.00	3	
17	440636	NUT, .25-20 FLANGE	9	
18	1000304	OVERFLOW TANK BRACKET, YANMAR	1	
19	441550	BOLT, .25-20 FLANGE X .75	2	
20	1000278	RADIATOR ASSEMBLY YANMAR	1	
21	51011103	RESERVOIR, COOLANT	1	
22	51011105	BKT, COOLANT RESERVOIR	1	
23	51011104	CLAMP, COOLANT RESERVOIR	1	

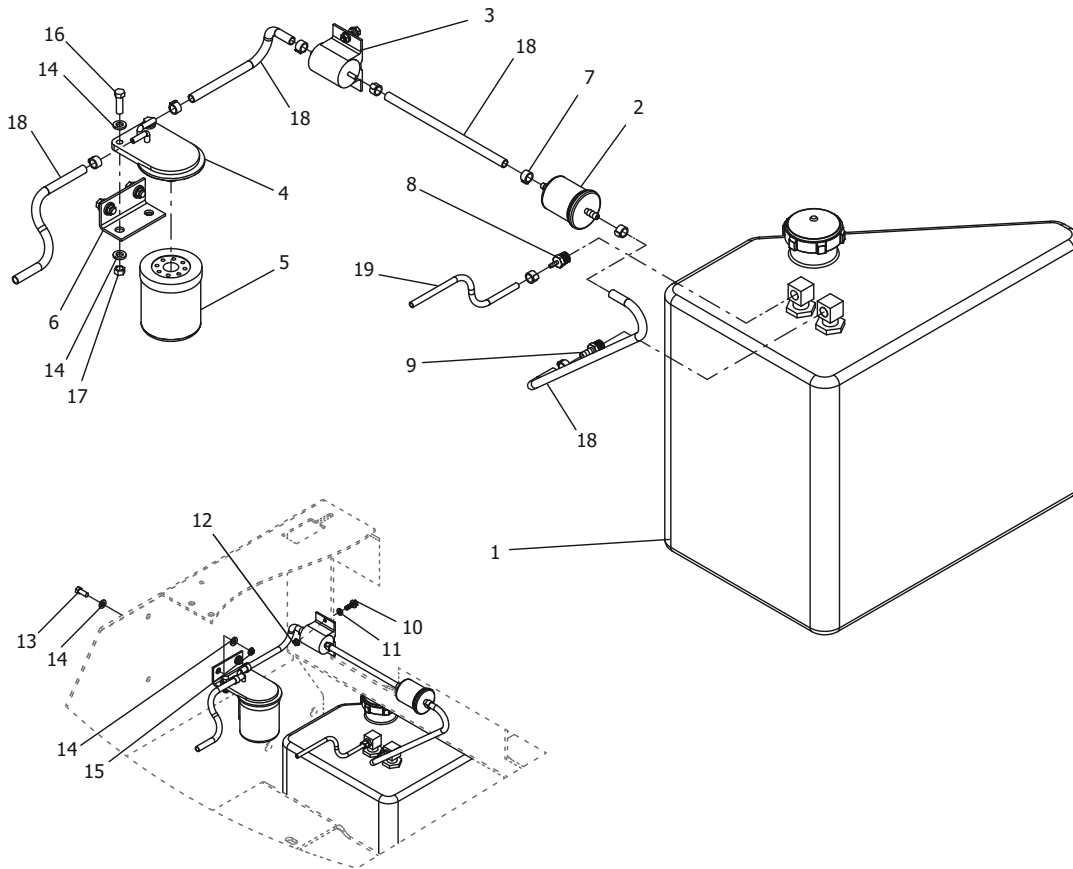
2C. RADIATOR ASSEMBLY DEUTZ



2C. RADIATOR ASSEMBLY DEUTZ

ITEM	PART NUMBER	DESCRIPTION	QTY	NOTES
1	1000040	SM300 BOTTOM RADIATOR MOUNT	1	
2		ASM, SM300 RAD W/BAFFLES	1	SEE "2. RADIATOR ASSEMBLY" ON PAGE 116.
3	010300	S/S FENDER 3/8 X 1-1/2	4	
4	1000295	ENGINE/RAD ISOLATOR	2	
5	109246	BOLT, 3/8 X 2-1/4 NC	2	
6	456806	ISOLATOR, RADIATOR	1	
7	1000041	SM300 TOP RADIATOR MOUNT	1	
8	011321	FLAT WASHER 1/4" SAE HARDENED	13	
9	440636	NUT, .25-20 FLANGE	8	
10	010074	BOLT, .25-20 HEX X 1.50	6	
11	100130	RADIATOR HOSE, UPPER	1	
12	056424	CLAMP, HOSE #20	4	
13	1000297	LOWER RAD HOSE SM300	1	
14	1000278	RADIATOR ASSEMBLY DEUTZ	1	
15	51011087	RESERVOIR, COOLANT	1	
16	51011088	BKT, COOLANT RESERVOIR	1	
17	51011089	CLAMP, COOLANT RESERVOIR	1	

3A. FUEL SYSTEM KUBOTA



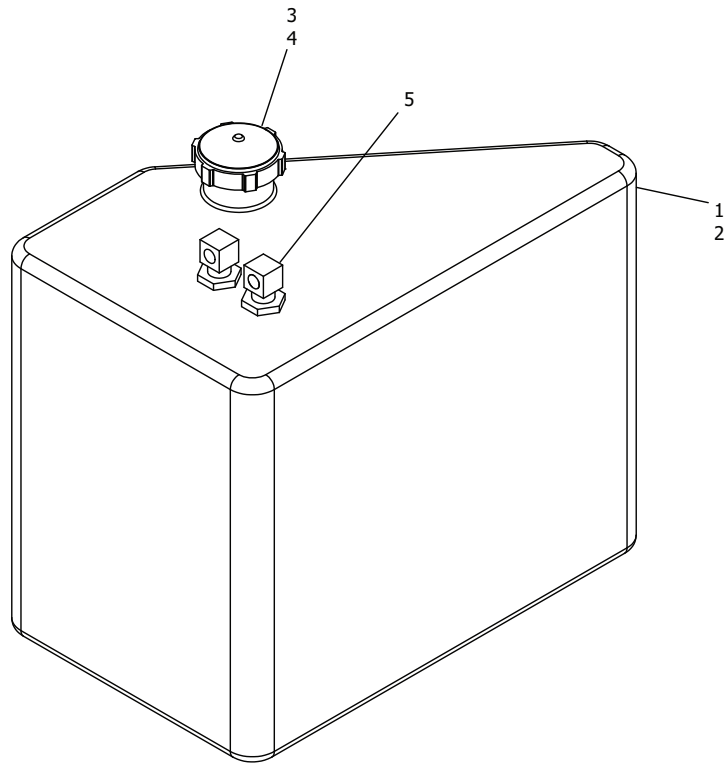
3A. FUEL SYSTEM KUBOTA

ITEM	PART NUMBER	DESCRIPTION	QTY	NOTES
1	1000374	TANK, FUEL (PLASTIC)	1	
2	9101624	FILTER, FUEL (IN-LINE)	1	SEE "FILTERS QUICK REFERENCE" ON PAGE X.
3	9101888	PUMP, FUEL (ELECTRIC)	1	
4	473199	HOUSING, FUEL FILTER	1	
5	9102952	FILTER, FUEL (SPIN-ON)	1	SEE "FILTERS QUICK REFERENCE" ON PAGE X.
6	356949	BRACKET, FILTER HOUSING MOUNT	1	
7	029561	CLAMP, HOSE	8	
8	407189	FITTING (1/4-NPT MALE X 3/16 BARB, BRASS)	1	
9	068528	FITTING, .25NPT TO .31 HOSE	1	
10	441550	BOLT, .25-20 FLANGE X .75	2	
11	011321	FLAT WASHER 1/4" SAE HARDENED	2	
12	440636	NUT, 25-20 FLANGE	2	
13	083485	CAPSCREW (5/16"-18NC X 3/4", PL)	2	
14	011322	FLAT WASHER 5/16" SAE HARDENED	8	
15	083535	NUT, HEX (5/16"-18NC)	2	
16	441600	CAPSCREW (5/16"-18NC X 1", PL)	2	
17	083493	NUT, HEX (5/16"-18NC PL)	2	
18	068544	HOSE, FUEL LINE - .31	4 FT	
19	067058	HOSE, .437 OD X .18 ID	2 FT	

3B. FUEL SYSTEM YANMAR / DEUTZ

ITEM	PART NUMBER	DESCRIPTION	QTY	NOTES
1	1000374	TANK, FUEL, NAT- PLASTIC SM300	1	
2	010033	BOLT, .25-20 HEX X .75	2	
3	011321	FLAT WASHER 1/4" SAE HARDENED	2	
4	440636	NUT, .25-20 FLANGE	2	
5	011322	FLAT WASHER 5/16" SAE HARDENED	2	
6	083493	LOCK NUT 5/16"-18 ZN FLANGE	1	
7	068528	FITTING, .25NPT TO .31 HOSE	1	
8	407189	FITTING, STR .25-NPT TO .18 HO	1	
9	029561	CLAMP, HOSE (WORM GEAR) 1/4-5/8	8	
10	1000390	SPACER, .75 OD X .32 ID X .5 L	1	
11	010447	BOLT, .31-18 HEX X 3.50	1	
12	068544	HOSE, FUEL LINE - .31	6 FT	SUPPLY
13	067058	HOSE, .437 OD X .18 ID	2 FT	RETURN
14	51011038	FUEL PUMP	1	YANMAR
	51011080	FUEL PUMP	1	DEUTZ
15	51011039	FUEL FILTER ASM	1	YANMAR SEE "FILTERS QUICK REFERENCE" ON PAGE X.
	51011079	FUEL FILTER ASM	1	DEUTZ SEE "FILTERS QUICK REFERENCE" ON PAGE X.

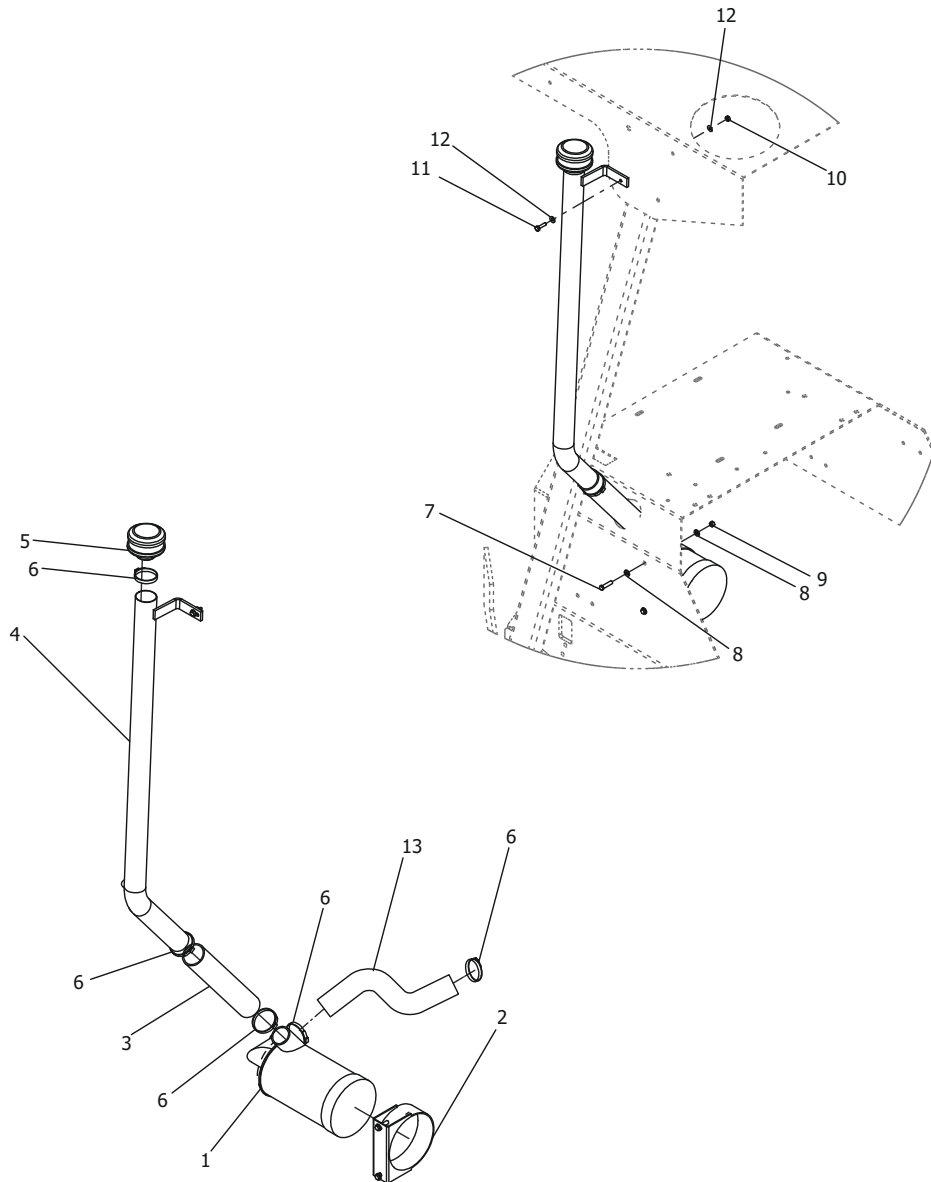
3C. FUEL SYSTEM - OPTIONAL PARTS



3C. FUEL SYSTEM - OPTIONAL PARTS

ITEM	PART NUMBER	DESCRIPTION	QTY	NOTES
1	376137	BLACK FUEL TANK	1	
2	1000374	OPAQUE FUEL TANK	1	
3	467456	CAP (W/ GAUGE) (INCLUDED WITH 376137)	1	
4	51011030	CAP (W/O GAUGE) (INCLUDED WITH 1000374)	1	
5	472647	FITTINGS PICKUP TUBE (INCLUDED WITH 376137 AND 1000374)	2	

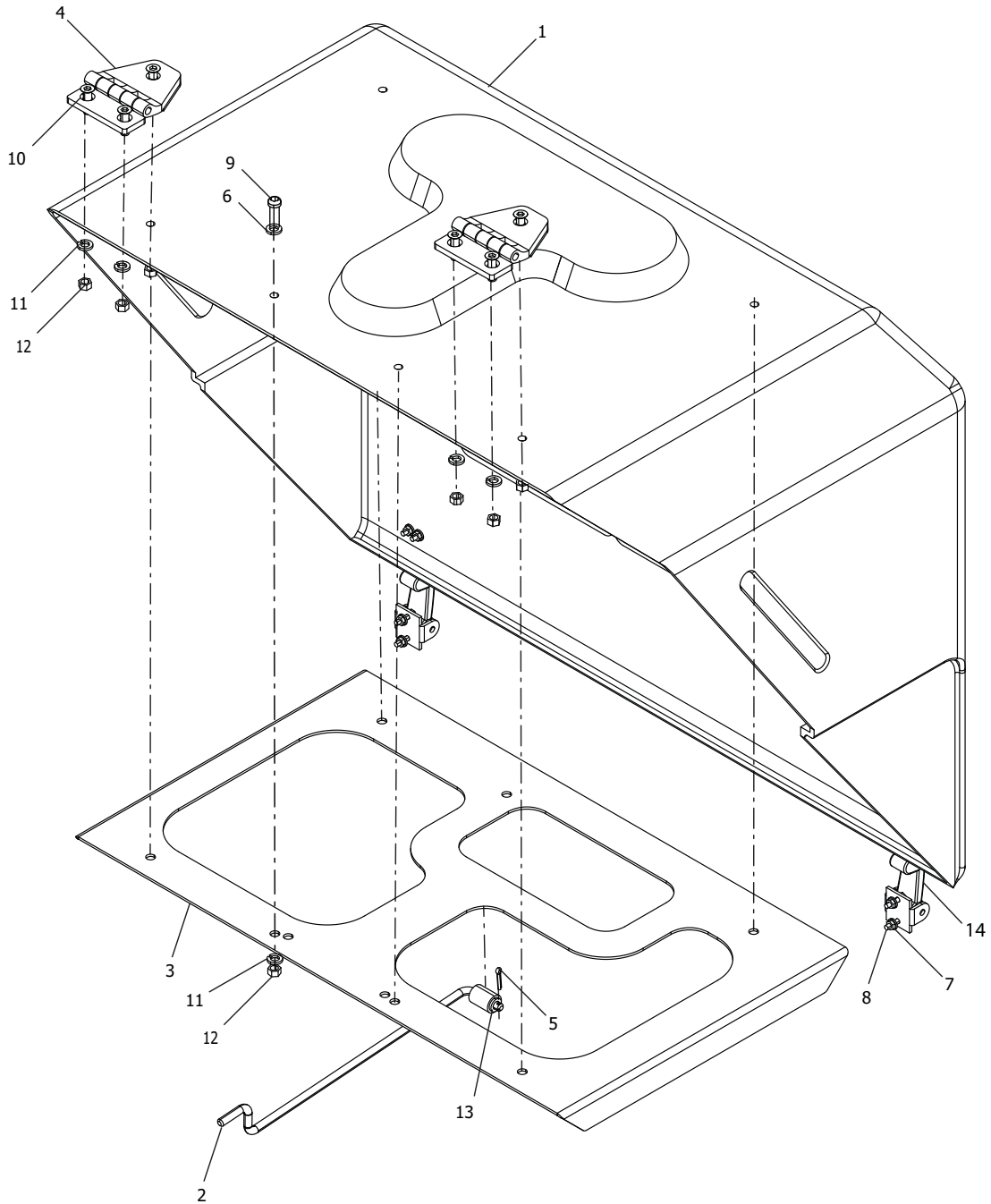
4. AIR INTAKE ASSEMBLY



4. AIR INTAKE ASSEMBLY

ITEM	PART NUMBER	DESCRIPTION	QTY	NOTES
1	467472	CLEANER, AIR	1	
2	467480	BRACKET, AIR CLEANER MOUNTING	1	
3	081794	HOSE, RADIATOR - 2 STR X 36.00	1	
4	376657	PIPE, PRE-CLEANER	1	
5	467548	PRE-CLEANER, AIR	1	
6	V02026200	CLAMP, HOSE (#32)	5	
7	441618	CAP SCREW (5/16"-18NC X 1-1/4")	2	
8	011322	FLAT WASHER 5/16" SAE HARDENED	4	
9	083493	NUT, HEX (5/16"-18NC PL)	2	
10	440636	NUT, 25-20 FLANGE	1	
11	441568	CAP SCREW (1/4"-20NC X 1")	1	
12	011321	FLAT WASHER 1/4" SAE HARDENED	2	
13	467555	HOSE, INTAKE	1	
14	467472	ASM, AIR FILTER	1	SEE "FILTERS QUICK REFERENCE" ON PAGE X.
15	467498	*ELEMENT, AIR FILTER (PRIMARY) (NOT SHOWN)	1	
16	467506	*ELEMENT, AIR FILTER (SECONDARY) (NOT SHOWN)	1	
17	467522	*AIR CLEANER BOX END COVER (NOT SHOWN)	1	
18	467514	*DUST EVACUATOR VALVE (NOT SHOWN)	1	

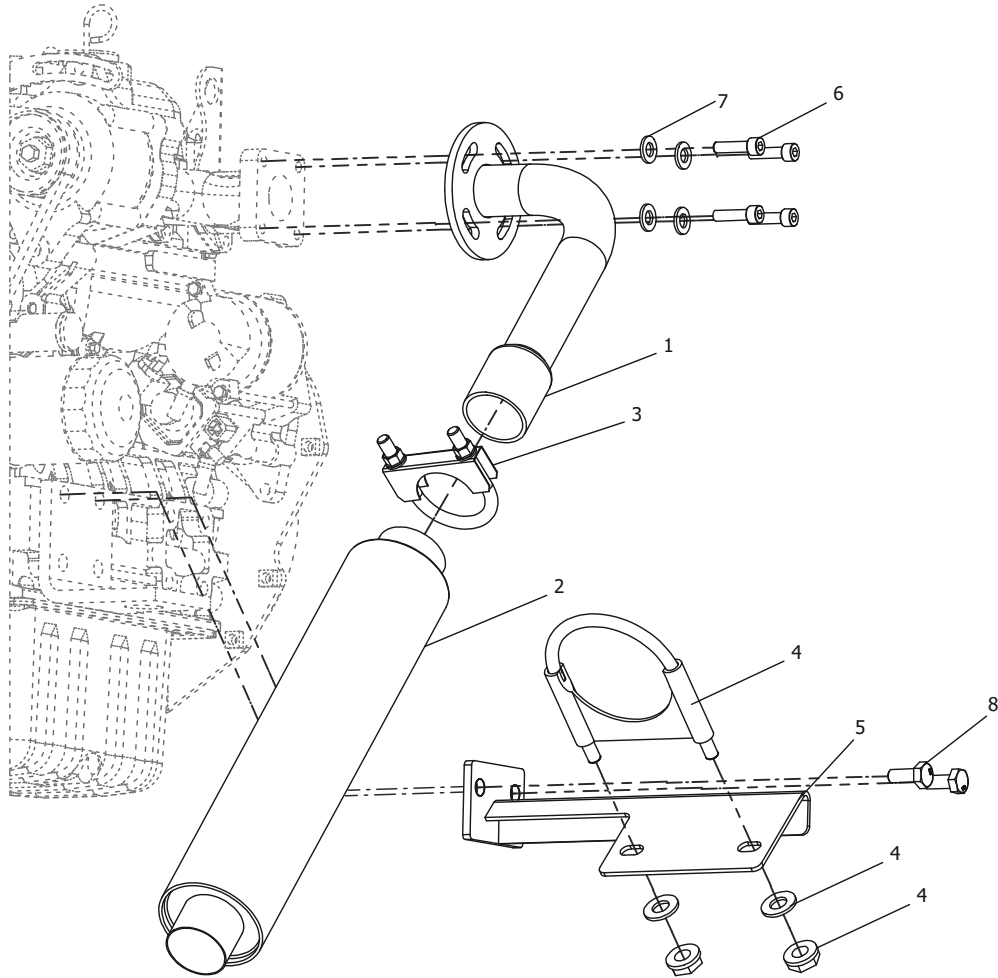
5. HOOD ASSEMBLY



5. HOOD ASSEMBLY

ITEM	PART NUMBER	DESCRIPTION	QTY	NOTES
1	100175	3 WHEEL HOOD 2015	1	
2	100197	ROD, HOOD SUPPORT	1	
3	100117	STR., HOOD STIFFENER	1	
4	442269	HINGE, W/GROMMET & BUSHING	2	
5	015123	PIN, COTTER - 1/8 X 0.75	1	
6	1001410	WASHER,FLAT,5/16,.75OD	4	
7	440628	NUT, 10-24 FLANGE	8	
8	441527	BOLT, 10-24 X 0.75" FLANGE, SER	8	
9	472902	BOLT, ALLEN 5/16-18X .50 S/S BHSCS	4	
10	442285	BOLT, .31-18 FLAT,SOC SS, X 1.25	6	
11	010561	LOCK WASHER, 5/16" MEDSPLIT L/W Z	10	
12	010553	NUT, .31-18 HEX	10	
13	010579	WASHER, FLAT 5/16" SAE	1	
14	1000177	LATCH ASSEMBLY	2	

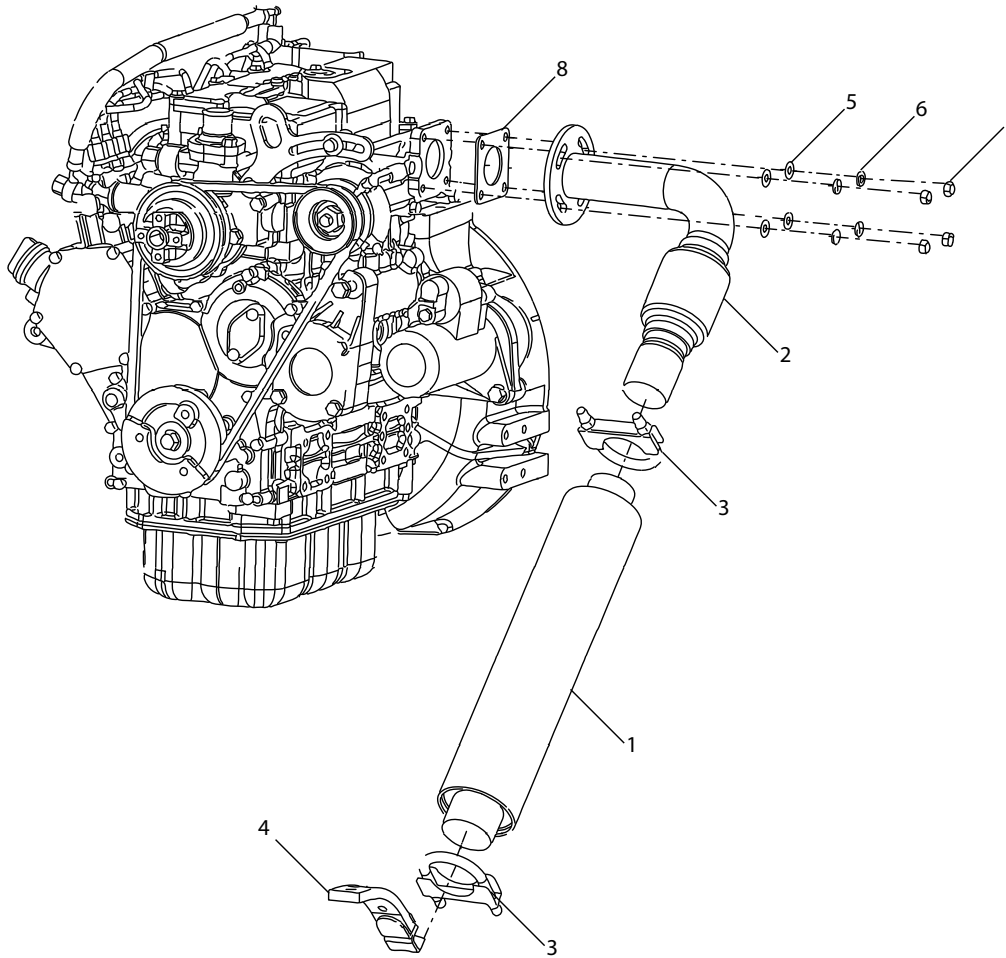
6A. EXHAUST ASSEMBLY KUBOTA



6A. EXHAUST ASSEMBLY KUBOTA

ITEM	PART NUMBER	DESCRIPTION	QTY	NOTES
1	1000194	EXHAUST WELDMENT 3 WHEEL	1	
2	9101774	MUFFLER, KUBOTA 1505	1	
3	9101616	U-BOLT, MUFFLER CLAMP - 2.00	1	
4	100176	3-11/16" ID U-BOLT CLAMP	1	
5	1000193	MOUNT BRACKET WELDMENT	1	
6	404673	BOLT, M8-1.25 SOC GR8.8 X 30MM	4	
7	7120514	WASHER, M10 FLAT	4	
8	459479	BOLT, M10-1.25 HEX GR8.8 X 25	2	
9	9101778	GASKET, TAIL PIPE (NOT SHOWN)	1	
10	9107103	MANIFOLD, EXHAUST (NOT SHOWN)	1	
11	9107104	MANIFOLD GASKET (NOT SHOWN)	1	
12	1000195K	EXHAUST MANIFOLD UPDATE KIT	1	
	100176	*3.69" ID U-BOLT CLAMP	1	
	9101778	*GASKET, MUFFLER ADAPTER	1	
	9107103	*MANIFOLD EXHAUST	1	
	9107104	*MANIFOLD GASKET	1	
	404673	*BOLT, M8-1.25 SOC GR8.8 X 30MM	4	
	7120144	*STUD F/EXHAUST MANIFOLD D1105	6	
	7120145	*NUT F/EXHAUST MANIFOLD D1105	6	
	9101616	*U-BOLT, MUFFLER CLAMP - 2.00	1	
	9101774	*MUFFLER, KUBOTA 1505	1	
	1000193	*MOUNT BRACKET WELDMENT	1	
	1000194	*EXHAUST WELDMENT 3 WHEEL	1	

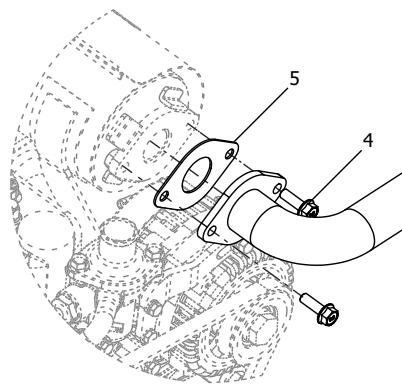
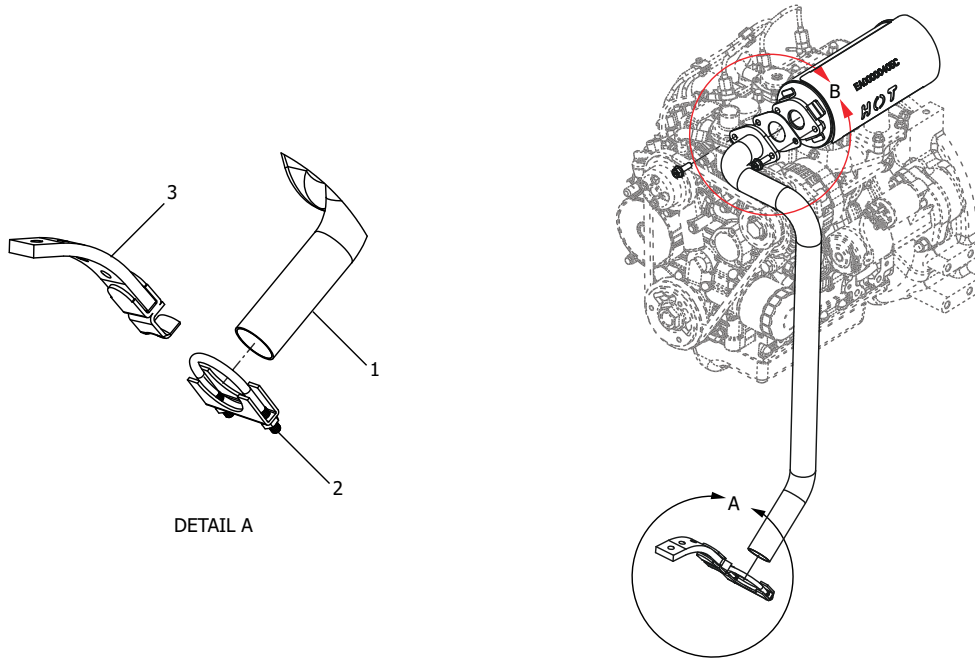
6B. EXHAUST ASSEMBLY YANMAR



6B. EXHAUST ASSEMBLY YANMAR

ITEM	PART NUMBER	DESCRIPTION	QTY	NOTES
1	9101774	MUFFLER	1	
2	1000283	EXHAUST WELDMENT, YANMAR	1	
3	9101616	U-BOLT, MUFFLER CLAMP - 2.00	2	
4	1000062	EXHAUST MUFFLER HANGER	1	
5	011322	FLAT WASHER 5/16" SAE HARDENED	4	
6	010561	LOCK WASHER 5/16"	4	
7	053538	NUT, M8-1.25 HEX	4	
8	51011134	GASKET, TAIL PIPE	1	

6C. EXHAUST ASSEMBLY DEUTZ



DETAIL B

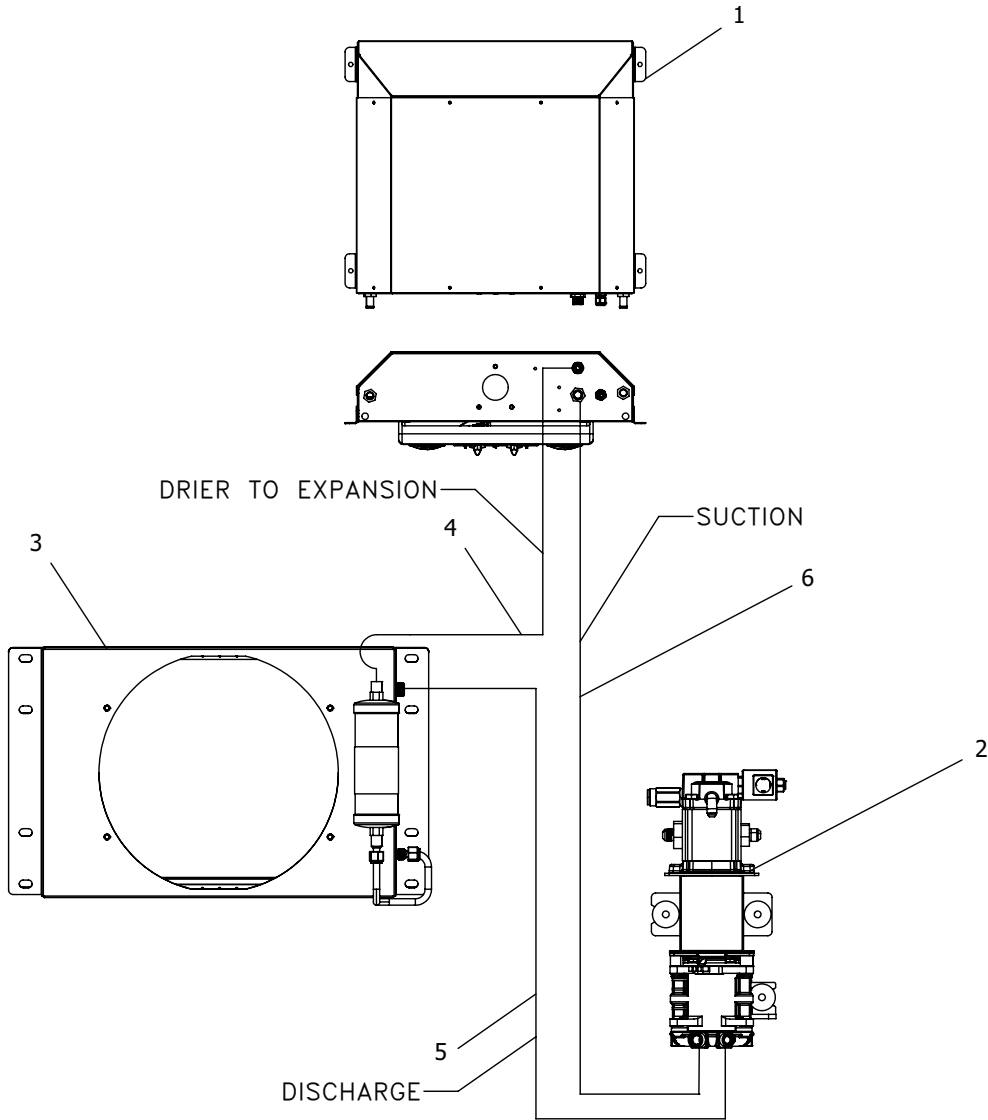
6C. EXHAUST ASSEMBLY DEUTZ

ITEM	PART NUMBER	DESCRIPTION	QTY	NOTES
1	1000481	PIPE, DEUTZ TAIL PIPE	1	
2	1000062	EXHAUST MUFFLER HANGER	1	
3	429985	ASSY, EXHAUST CLAMP - 1.50	1	
4	7120262	BOLT FHCS ISO 8.8 M8X1.25X25MM	2	
5	51011086	GASKET, TAIL PIPE	1	

THIS PAGE IS INTENTIONALLY LEFT BLANK

SECTION 8: CAB

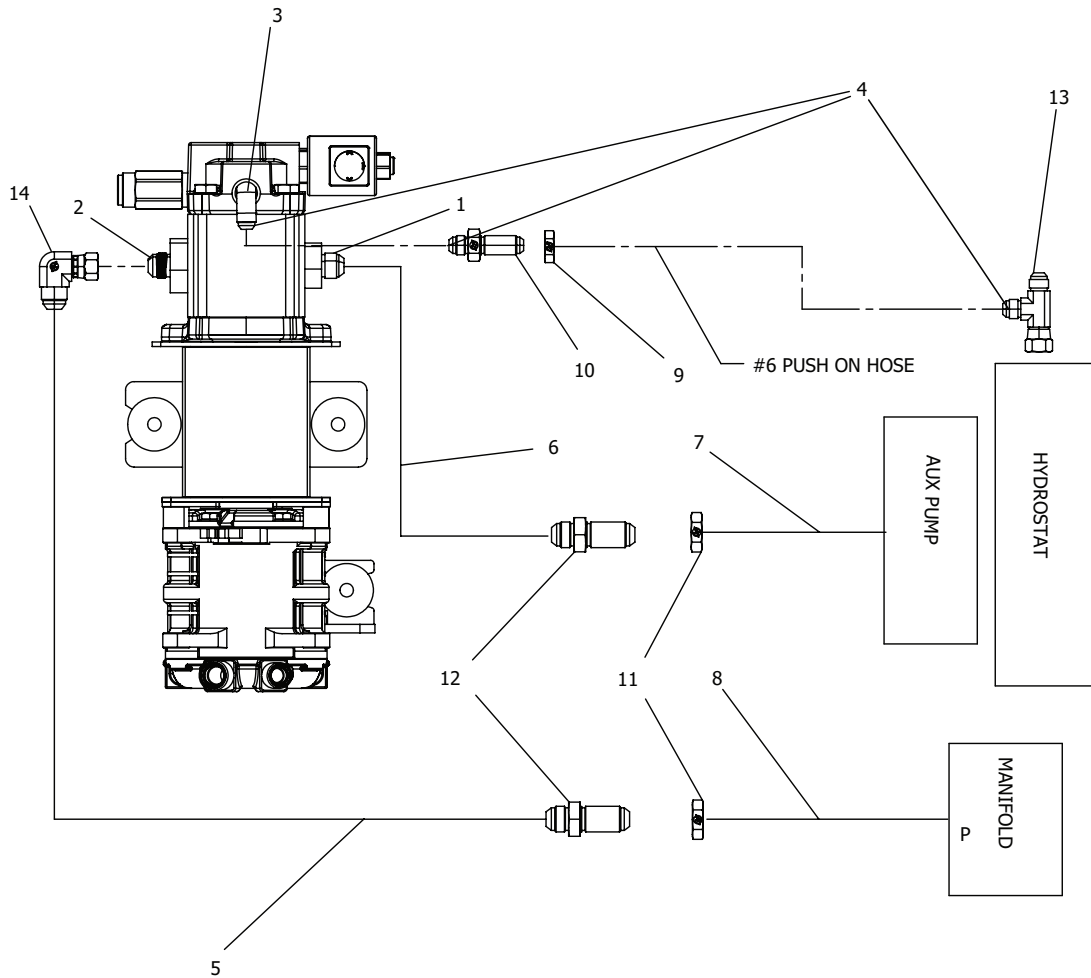
1. AC HOSE LAYOUT



1. AC HOSE LAYOUT

ITEM	PART NUMBER	DESCRIPTION	QTY	NOTES
1		ROOF TOP ACH, 12V BLOWER / EVAPORATOR	1	SEE "3. BLOWER/ EVAPORATOR UNIT" ON PAGE 146.
2		COMPRESSOR ASM	1	SEE "4. COMPRESSOR ASSEMBLY" ON PAGE 148.
3		CONDENSER UNIT	1	SEE "5. CONDENSER UNIT" ON PAGE 150.
4	10817569	DRIER TO EVAP HOSE	1	
5	10817570	DISCHARGE LINE HOSE ASSEMBLY	1	
6	10817701	SUCTION LINE HOSE ASSEMBLY	1	
CONDENSATION DRAIN LINES				
7		KAZOO TUBE FOR DRAIN HOSE (NOT SHOWN)	1	
8		3/8" DRAIN HOSE 90° FITTING (NOT SHOWN)	1	
9		3/8" DRAIN HOSE T (NOT SHOWN)	1	
10		DRAIN HOSE - 3/8 PER FT (NOT SHOWN)	1	

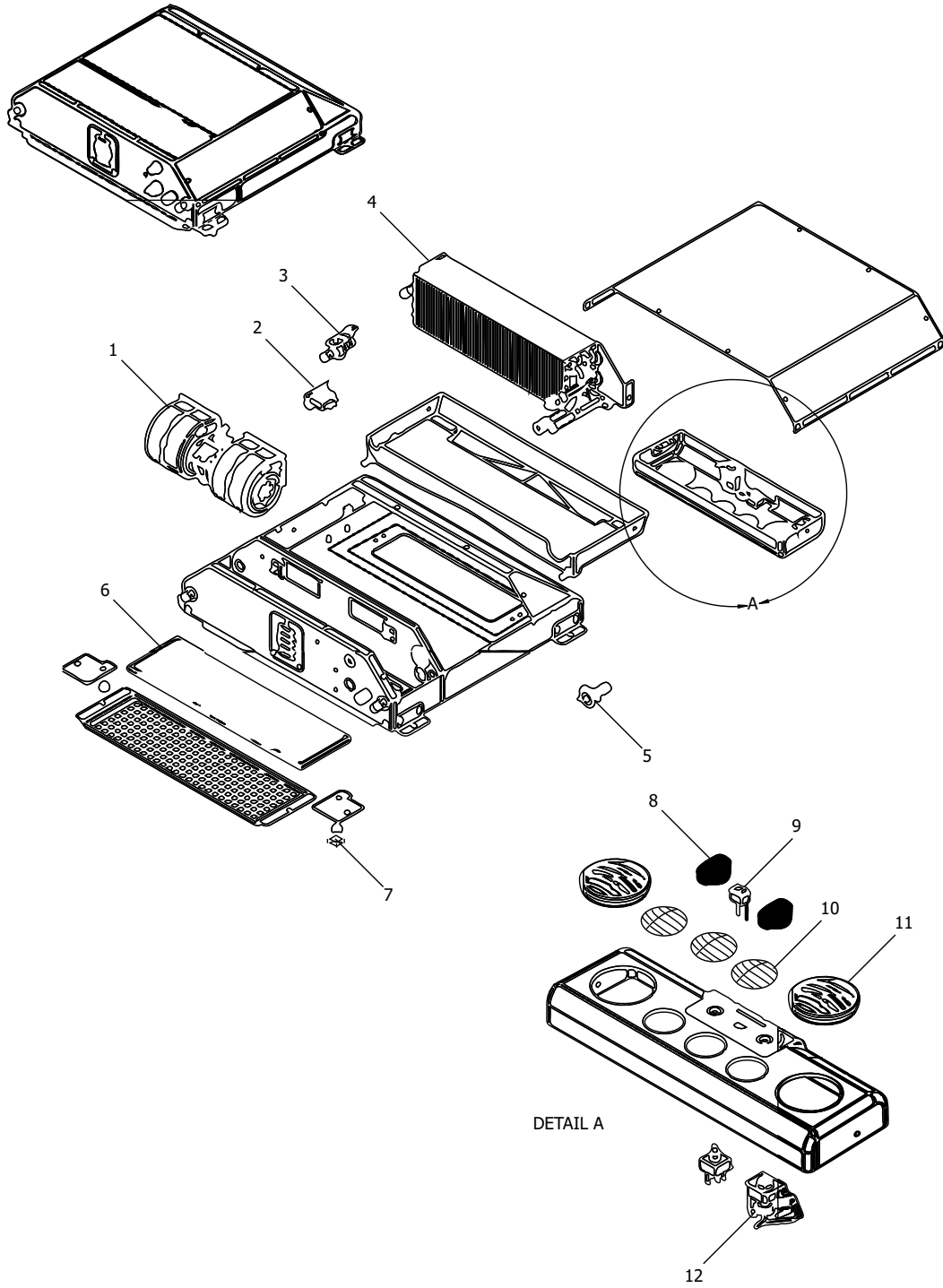
2. AC COMPRESSOR HYDRAULICS



2. AC COMPRESSOR HYDRAULICS

ITEM	PART NUMBER	DESCRIPTION	QTY	NOTES
1		HYDRA FITTING - #8-12 ST MT MO	1	
2		HYDRA FITTING - #8-16 ST MT MO	1	
3		HYDRA FITTING - #6-4 MT AO 90	1	
4	447219	ADAPTER, 6 FJIC- 6 HB BRASS	4	
5	1000422	HOSE ASM, #8, 100R2AT, FJIC-FJIC 90, 22"	1	
6	1000421	HOSE ASM, #8, 100R2AT, FJIC-FJIC 90L, 14"	1	
7	1000419	HOSE ASM, #8, 100R2AT, FJIC-ORFS, 90"	1	
8	1000418	HOSE ASM, #8, 100R2AT, FJIC-ORFS 90, 88"	1	
9	1000427	BH NUT, 6	1	
10	477972	ADAPTER, BH STR, 6JIC-6JIC	1	
11	1000426	BH NUT, 8	2	
12	1000425	ADAPTER, BH STR, 8JIC-8JIC	2	
13	092957	ADAPTER, TEE, 6JIC-6FJIC-6JIC	1	
14	1000424	ADAPTER, 90-DEG 8JIC-8FJIC	1	

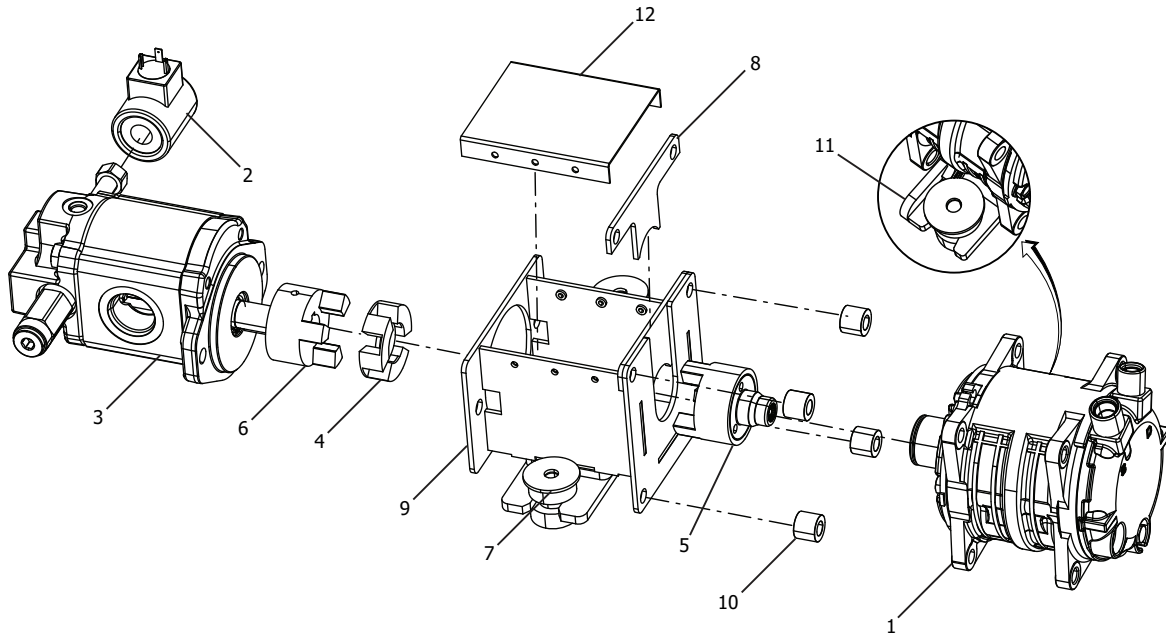
3. BLOWER/ EVAPORATOR UNIT



3. BLOWER/ EVAPORATOR UNIT

ITEM	PART NUMBER	DESCRIPTION	QTY	NOTES
	1000271	ROOF TOP ACH, 12V BLOWER/EVAPORATOR UNIT	1	
1	10817702	BLOWER ASSY 12V, 3 SPD	1	
2	10817703	THERMOSTAT	1	
3	10817704	WATER VL PUSH TO OPEN	1	
4	10817705	EVAPORATOR / HEAT COIL	1	
5	10817706	EXPANSION VALVE	1	
6	10817707	RETURN AIR FILTER	1	
7	10817708	ROUND THUMB NUT W/SHLDR	1	
8	51011013	KNOB - ACTUATOR	1	
9	10817709	ROCKER SWITCH	1	
10	10817710	ROUND DIFFUSER 2" HOLE	1	
11	10817711	ROUND DIFFUSER 3" HOLE	1	
12	10817712	MODIFIED DETENT ACTUATOR-4025	1	

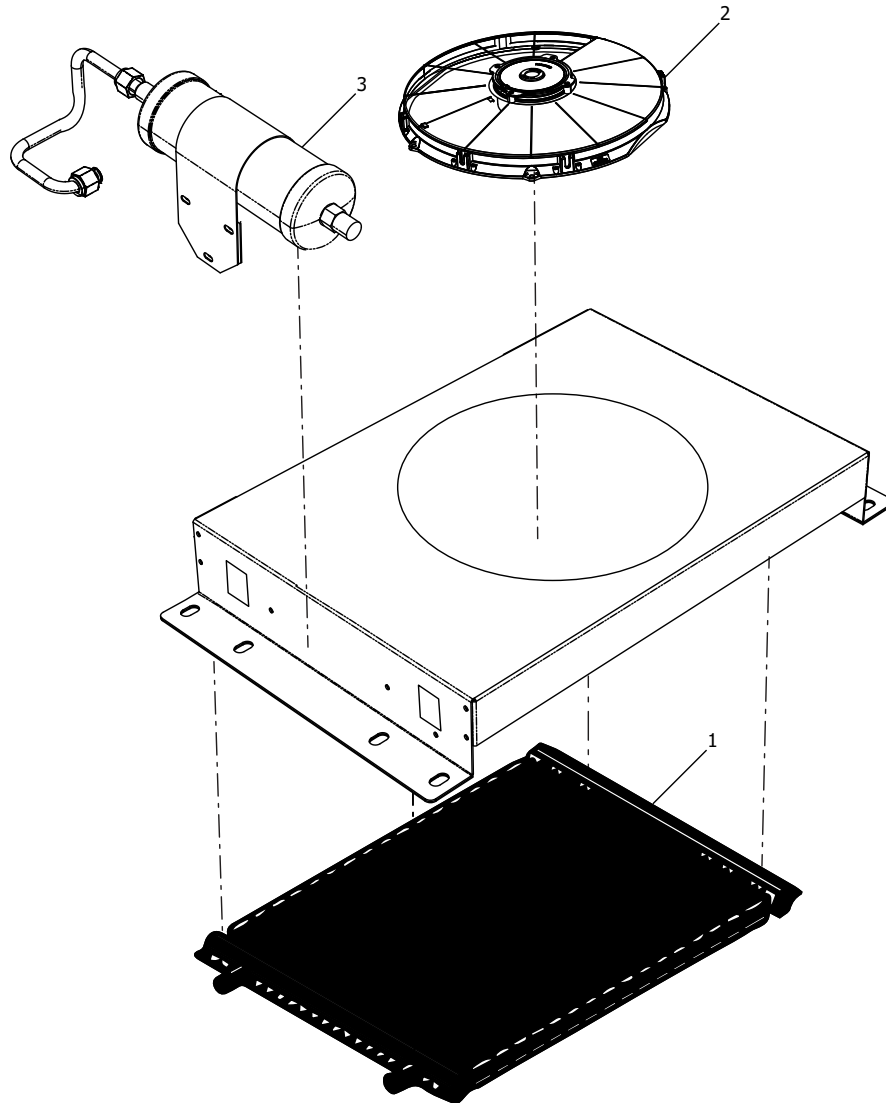
4. COMPRESSOR ASSEMBLY



4. COMPRESSOR ASSEMBLY

ITEM	PART NUMBER	DESCRIPTION	QTY	NOTES
	1000273	COMPRESSOR ASSEMBLY	1	
1	10817717	COMP - TM-08, 12V	1	
2	10817718	COIL - 12VDC	1	
3	10817719	MOTOR, HYD - 27CC W/ VALVE NO	1	
4	10817720	DD COUPLING INSERT – MAG	1	
5	10817721	MAG COUPLING KIT	1	
6	10817722	MAG COUPLING - 3/4 X 3/16 KEY	1	
7		VIBRATION MOUNT	3	
8		COMPRESSOR SUPPORT BRACKET	1	
9		DD HOUSING ASSEMBLY	1	
10	10817723	ALUMINUM SPACER, .75 DIA, .406 ID, .625 LONG	4	
11		SUPPORT EAR ASSEMBLY	1	
12		COVER FOR COMPRESSOR/MOTOR DD HOUSING	1	

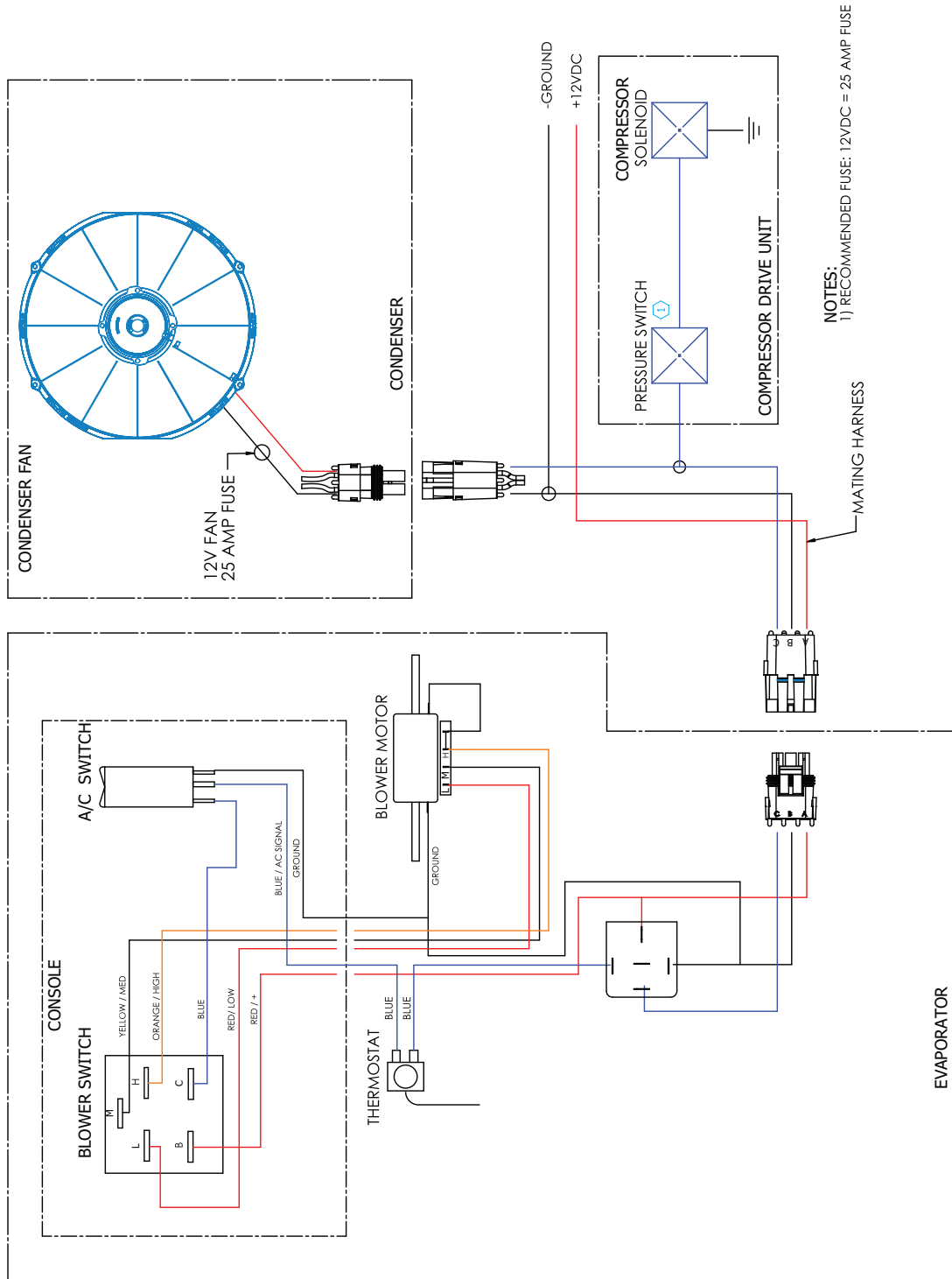
5. CONDENSER UNIT



5. CONDENSER UNIT

ITEM	PART NUMBER	DESCRIPTION	QTY	NOTES
	1000272	CONDENSER UNIT ASSEMBLY	1	
1	10817714	CONDENSER COIL	1	
2	10817715	CONDENSER FAN 12V	1	
3	10817716	DRIER	1	

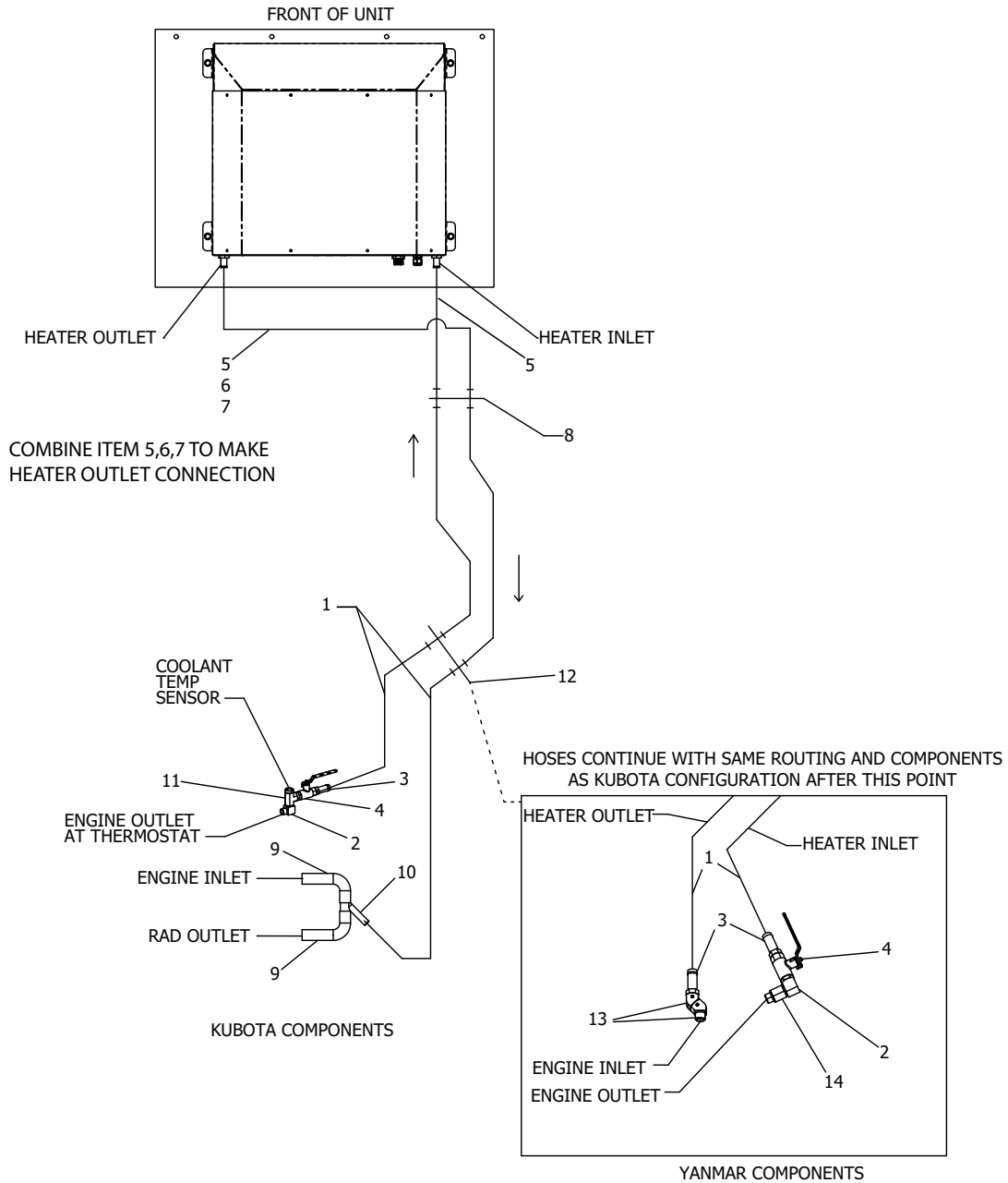
6. AC ELECTRICAL HARNESS



6. AC ELECTRICAL HARNESS

ITEM	PART NUMBER	DESCRIPTION	QTY	NOTES
	1000236	CHASSIS TO AC HARNESS	1	
1	10817566	BINARY PRESSURE SWITCH	1	
2	10817713	BLOWER SWITCH 3 SPEED (NOT SHOWN)	1	
3		WIRE HARNESS BOOT (NOT SHOWN)	1	

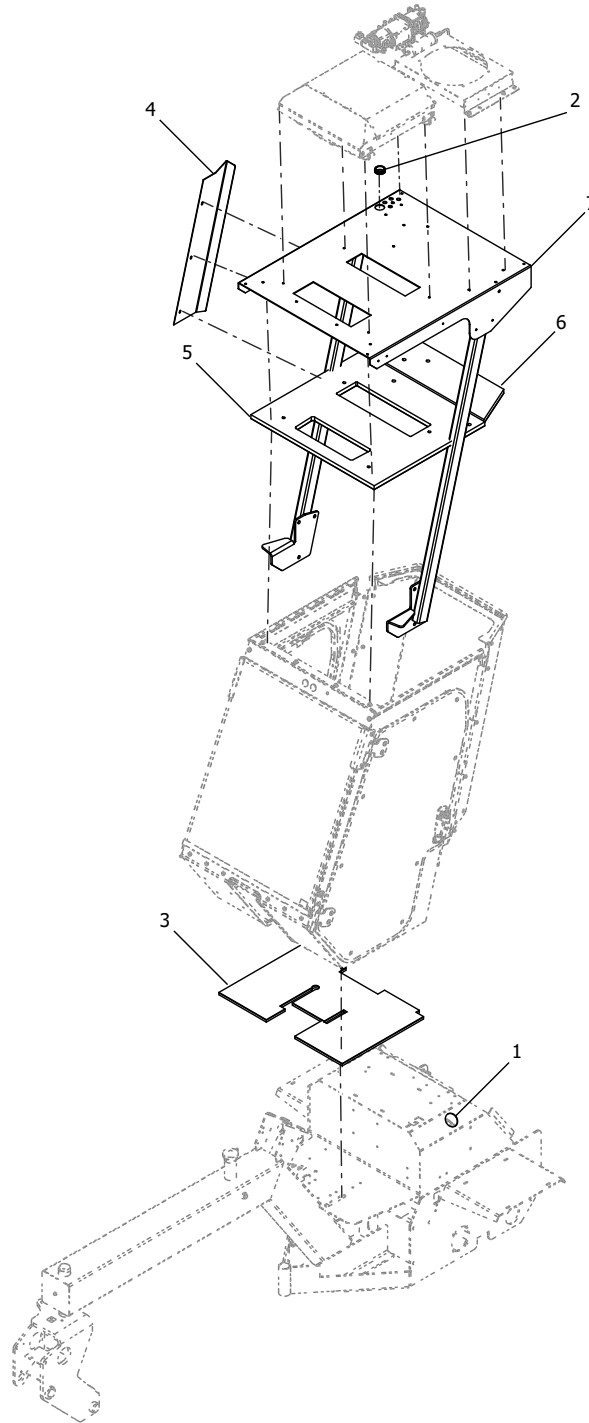
7. CABIN HEATER ASSEMBLY



7. CABIN HEATER ASSEMBLY

ITEM	PART NUMBER	DESCRIPTION	QTY	NOTES
1	049601	HOSE, 1.00 X .62 RUBBER	20FT	
2	1000428	BRASS, 90-DEG, 6NPT-6FNPT	1	
3	044362	ADAPTER, .38MNPT X .62BARB	1	QTY 2 FOR YANMAR
4	1000429	BALL VALVE STR 6NPT-6FNPT	1	
5	10817567	5/8" MOLDED HEATER HOSE 90° T	2	
6	10817568	HEATER HOSE GATES, 5/8" 90° MO	1	
7		HEATER NIPPLE 5/8" X 5/8" HOSE	1	
8	51011065	BULKHEAD—WATER 5/8	2	
KUBOTA				
9	100130	RADIATOR HOSE	2	
10	1000253	Y-CONNECTOR, 1"X5/8" BEADED TUBE	1	
11	1000257	TEE, 3/8" NPT FEMALE RUN, BRASS	1	
12	056424	CLAMP, HOSE(NOT SHOWN)	4	
YANMAR				
13	1000431	ADAPTER, 45-DEG, 6NPT-6FNPT	2	
14	1000432	ADAPTER, STR M16 ORR-6FNPT	1	

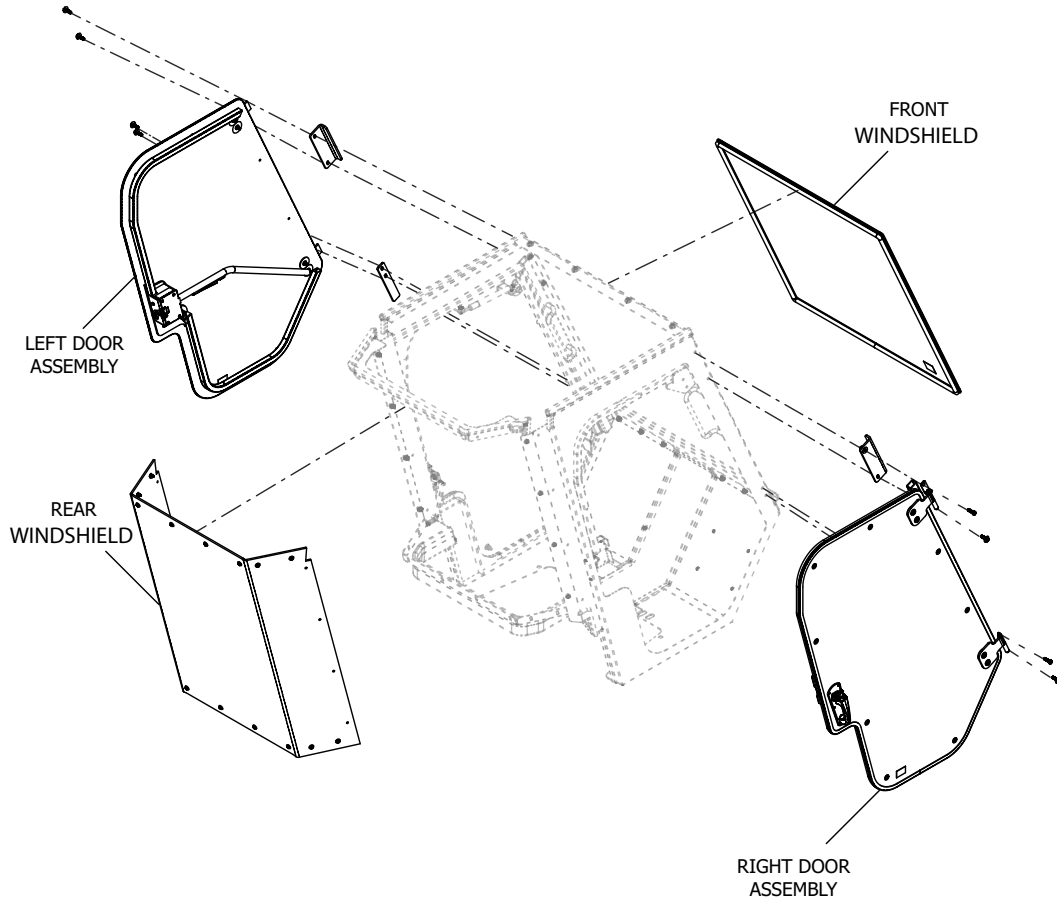
8. CAB TRIM ASSEMBLY

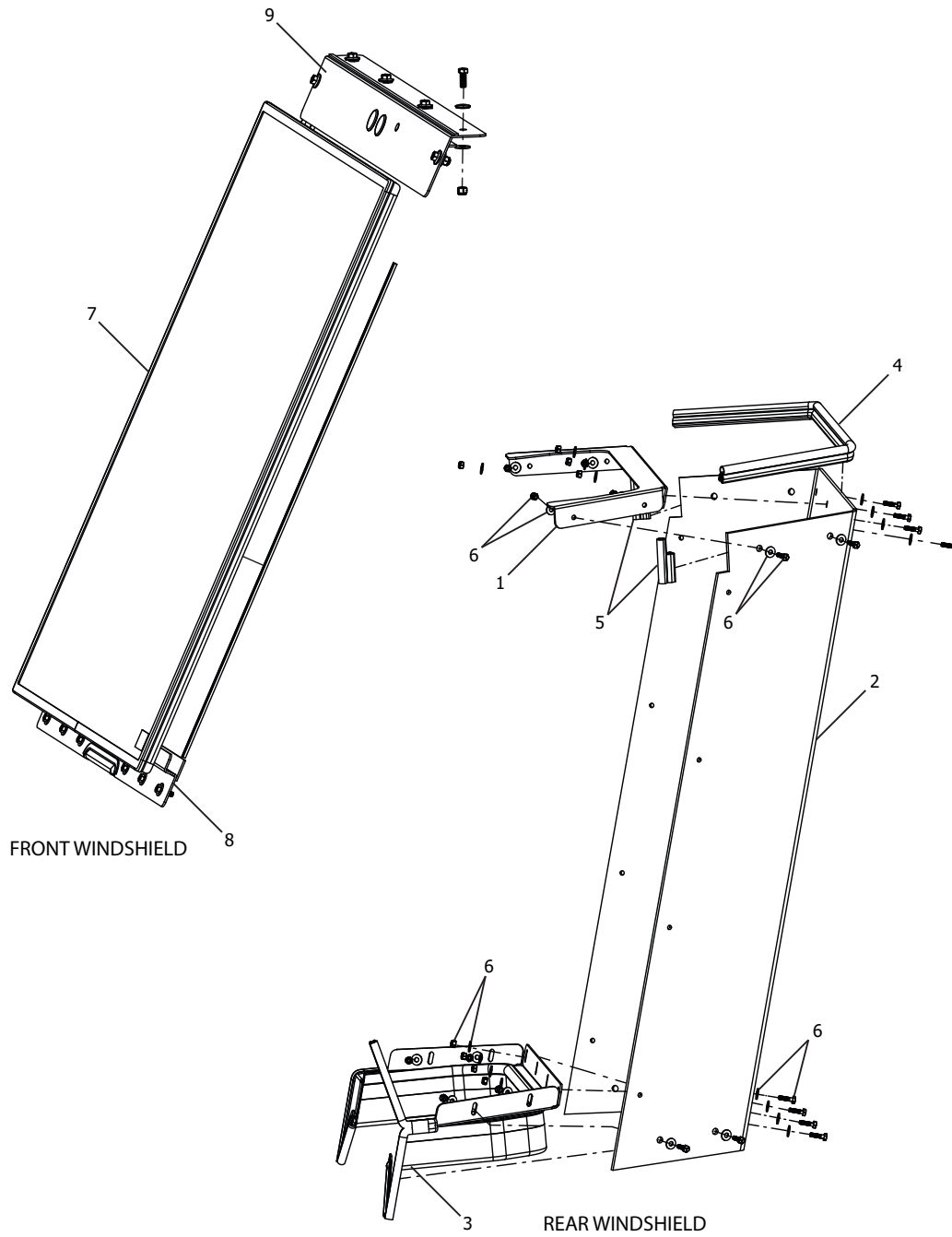


8. CAB TRIM ASSEMBLY

ITEM	PART NUMBER	DESCRIPTION	QTY	NOTES
1	1000252	GROMMET, RUBBER 2.5" HOLE	1	
2	7120307	GROMMET, RUBBER; FOR 2" HOLE	1	
3	1000249	FLOOR MAT, CAB, SM300	1	
4	1000258	PANEL, HOSE COVER	1	
5	1000264	HEADLINER, SM300, FRONT	1	
6	1000266	HEADLINER, SM300, REAR	1	
7	1000240	WLDMT, CANOPY SM300 CAB - 1	1	
8	7120476	DECAL, 2X2 SERVICE QR, WINDSHIELD (NOT SHOWN)	1	
9	044370	CLAMP, HOSE, .38-.62 WORM (NOT SHOWN)	12	

9. FRONT & REAR WINDSHIELD

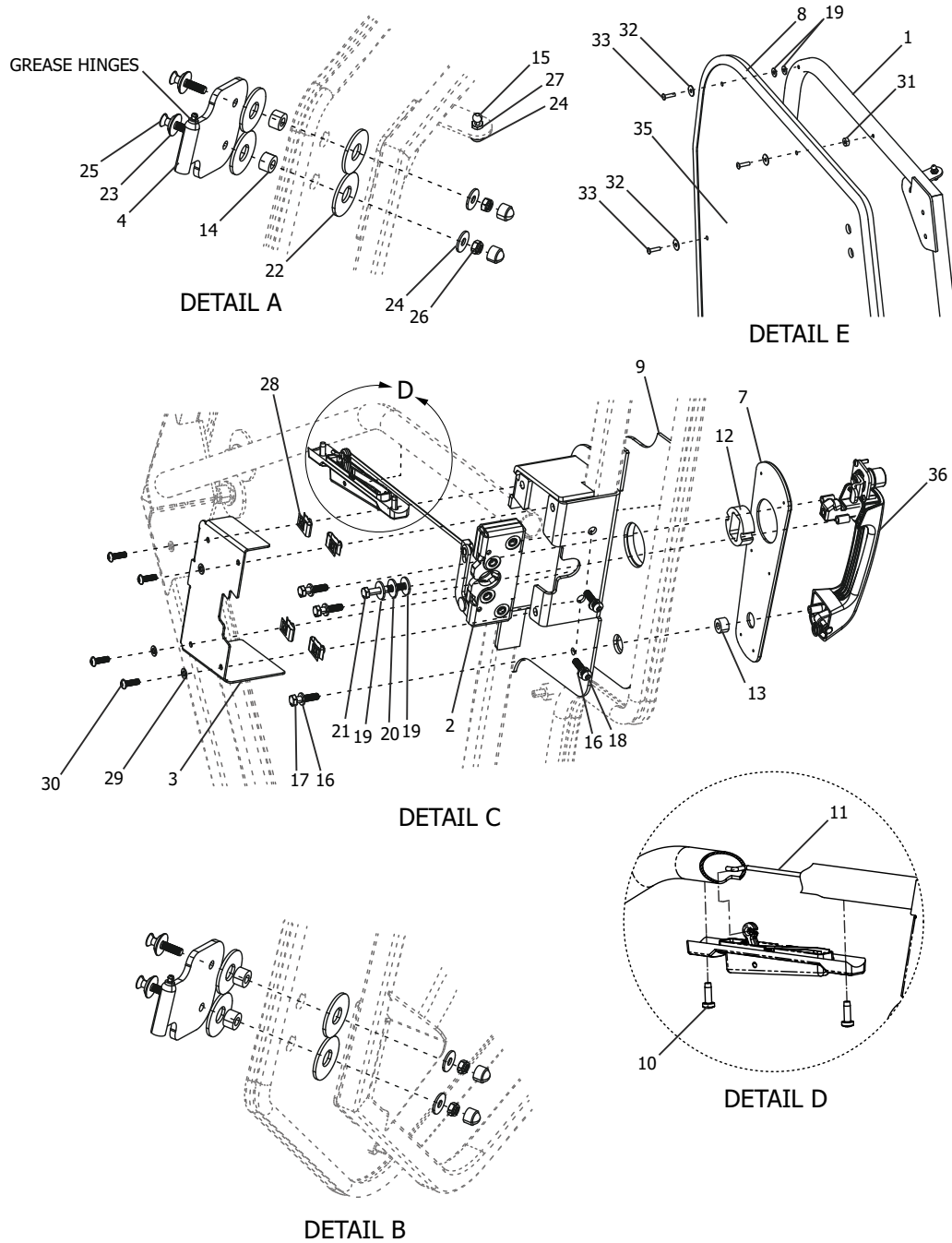




THIS PAGE IS INTENTIONALLY LEFT BLANK

9. FRONT & REAR WINDSHIELD

ITEM	PART NUMBER	DESCRIPTION	QTY	NOTES
REAR WINDSHIELD				
1	10813331	DETAIL-UP REAR WINDOW BRACE	1	
2	10813320	REAR WINDOW-3 WHEEL	1	
3	10813332	ASSY - LOWER REAR PANEL BRACE	1	
4	10813333	SEAL-EDGE TRIM BULB	1	
5	10813335	SEAL-EDGE TRIM BULB	2	
6	10813336	KIT-REAR WINDOW ASSY HARDWARE	1	
FRONT WINDSHIELD				
7	1000338	WINDSHIELD, SM300 SERVICE	1	
8	51011118	ASSY - LOWER WINDSHIELD BRACKET	1	
9		ASSY, UPPER WINDSHIELD BRKT	1	



THIS PAGE IS INTENTIONALLY LEFT BLANK

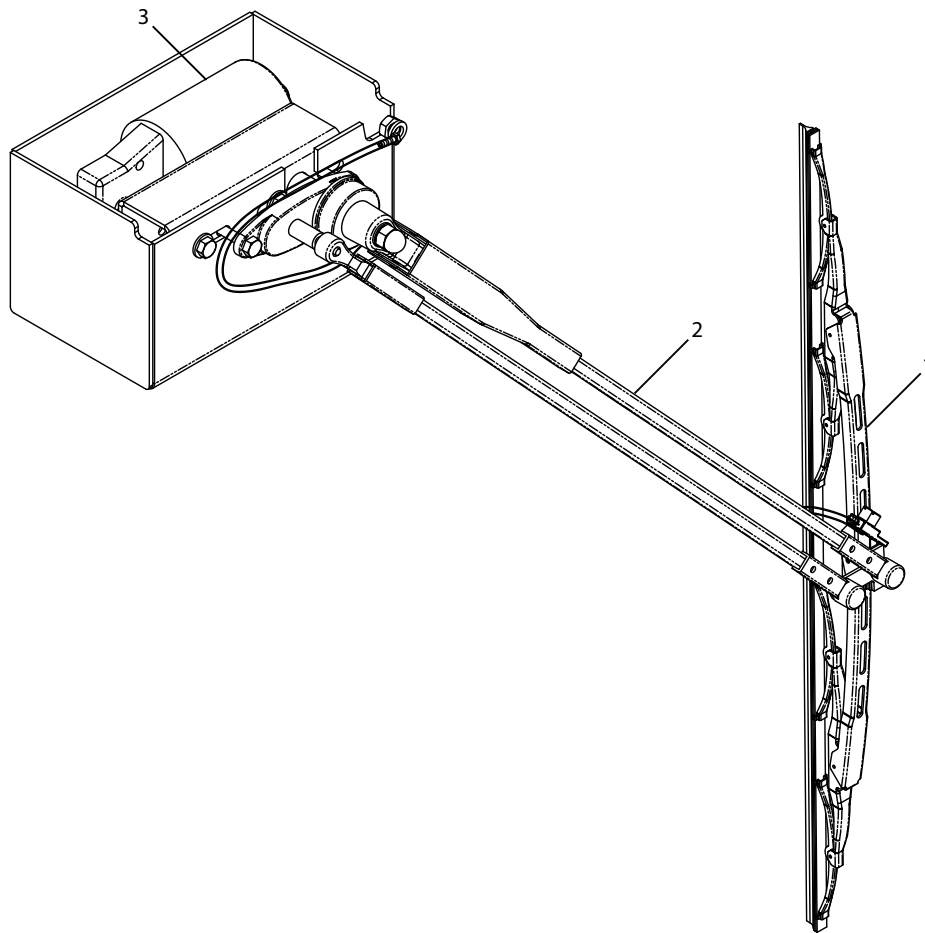
10. DOORS ASSEMBLY (RH, LH)

ITEM	PART NUMBER	DESCRIPTION	QTY	NOTES
1		WLDMT - DOOR FRAME - RH	1	
		WLDMT - DOOR FRAME - LH	1	
2	10552643	LATCH - PULL HANDLE RELEASE - RH	1	
	51011005	LATCH - PULL HANDLE RELEASE - LH	1	
3		DETAIL - LATCH COVER - RH	1	
		DETAIL - LATCH COVER - LH	1	
4	51011003	WLDMT - HINGE PLATE - DOOR SIDE - RH	2	
	51011007	WLDMT - UPPER HINGE PLATE - DOOR SIDE - LH	2	
5	51011002	WLDMT - HINGE - CAB SIDE - RH	1	
	51011006	WLDMT - HINGE - CAB SIDE - LH	1	
6		WLDMT - SIDE PANEL - RH	1	
		WLDMT - SIDE PANEL - LH	1	
COMMON FOR RH & LH DOOR ASSEMBLY				
7	10552625	GASKET - PULL HANDLE	1	
8		GASKET - DOOR EDGE	14 FT	LENGTH PER DOOR
9		GASKET - DOOR LATCH	1	
10	51011009	REMOTE - RELEASE - GRAB HANDLE MOUNT	1	
11		DETAIL - LINKAGE ROD	1	
12		SPACER - 38MM OD X 12MM THK	1	
13		SPACER - 14MM OD X 6.5MM ID X 8.5MM THK	1	
14	385753	DETAIL - SPACER - $\varnothing 0.75$ OD X $\varnothing 0.38$ ID X 0.47 LG	4	
15	385769	BALL STUD - $\varnothing 10$ MM BALL - 5/16-18 X 3/4 LG	1	
16	7120135	LOCK WASHER - SPLIT - ZP - M6	5	
17		BOLT - HEX HD CAP - CL 8.8 - M6X1 X 25MM	3	
18	7120137	BOLT - SOCKET BUTTON HD - ZP - M6X1 X 25	2	
19		WASHER - FLAT - WHT NYL 6/6 - 1/4	4	
20		WASHER - FENDER - ZP - M6	1	
21		BOLT - HEX HD CAP - CL 8.8 - M6X1 X 40MM	1	
22	9107227	CUSHIONING WASHER	8	
23	10552667	FINISHING WASHER - CSINK - ZP - M8	4	
24		WASHER - FENDER - ZP - M8	5	
25	10552612	BOLT - FLAT SOCKET HD - CL 8.8 ZP - M8X1.25 X 4	4	

ITEM	PART NUMBER	DESCRIPTION	QTY	NOTES
26		LOCK NUT - HEX W/NYLON - CL 8 - ZP - M8X1.25	4	
27		LOCK NUT - HEX W/NYLON - GD 5 - ZP - 5/16-18	1	
28		CLIP-ON NUT	4	
29		WASHER - FENDER - ZP - M5	4	
30	7120136	BOLT - SOCKET BTN HD - CL 8.8 - ZP - M5X0.8 X 16	4	
31		SPACER - ROUND - OFF WHT NYL 6/6 - 1/4 SCREW	7	5/8 OD X 1/4 LG
32		WASHER - FENDER - ZP - 1/4	8	
33		BLIND RIVET - Ø1/4 X 1 LG	8	
34		PLUG - SQ TUBE - BLACK PLASTIC (NOT SHOWN)	1	
35	51011108	DOOR GLASS PANEL	1	
36	10552654	HANDLE - PULL - COMMON KEYED W/2 KEYS	1	
37		BOLT - HEX HD - GD 5 - ZP - 1/4-20 X 3/4	6	
38		BOLT - HEX HD - GD 5 - ZP - 3/8-16 X 1 1/4	4	
39		GASKET DOOR FRAME TOP	1	
40	51011058	NUT - HEX - GD 5 - ZP - 7/16-14	1	
41		LOCK NUT - HEX W/NYLON - GD 5 - ZP - 1/4-20	4	
42		LOCK NUT - HEX W/NYLON - GD 5 - ZP - 3/8-16	4	
43	385763	WASHER - FLAT - ZP - USS - 1/4	10	
44		WASHER - FLAT - ZP - USS - 3/8	8	
45	51011057	WASHER - FLAT - ZP - USS - 7/16	1	
46	51011008	GAS SPRING - 169MM STROKE X 10MM BALL	1	
47	10552659	STRIKER BOLT - Ø0.675 X 1.150 LG PIN	1	
48		WASHER FOR WELD-ON HINGE - Ø11MM ID	2	
49	357295	WASHER BOTTLE - 4 LITER - 1 PUMP - 12 VDC	1	FOR WIPER ASSY
50		DETAIL - BULB SEAL	A/R	
51		CLAMP - SINGLE LOOP - ZP W/ EPDM CUSHION - Ø1/2 X 3/4 WD (NOT SHOWN)	2	
52	51011011	WLDMT - LOWER HINGE - CAB SIDE	1	

THIS PAGE IS INTENTIONALLY LEFT BLANK

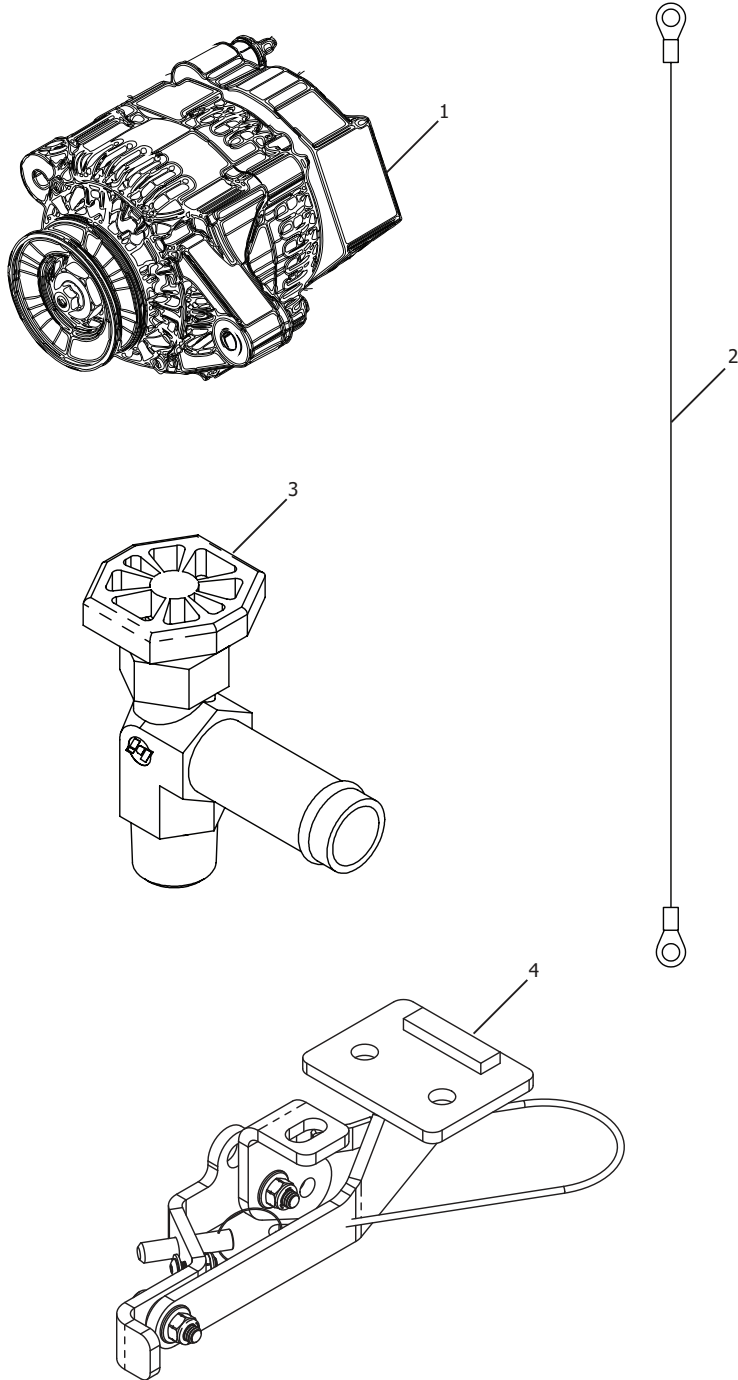
11. WIPER ASSEMBLY



11. WIPER ASSEMBLY

ITEM	PART NUMBER	DESCRIPTION	QTY	NOTES
1	10785309	WIPER BLADE	1	
2	10785308	WIPER ARM	1	
3	10535774	MOTOR, WIPER, FRONT	1	
4	357295	RESERVOIR WIPER VISTA 2717 (NOT SHOWN)	1	SEE PAGE 166
5	51011000	SWITCH, WIPER/WASHER (NOT SHOWN)	1	
6		WIRE HARNESS - FRONT WIPER/WASHER (NOT SHOWN)	1	

12. AC/ENGINE COMPONENTS



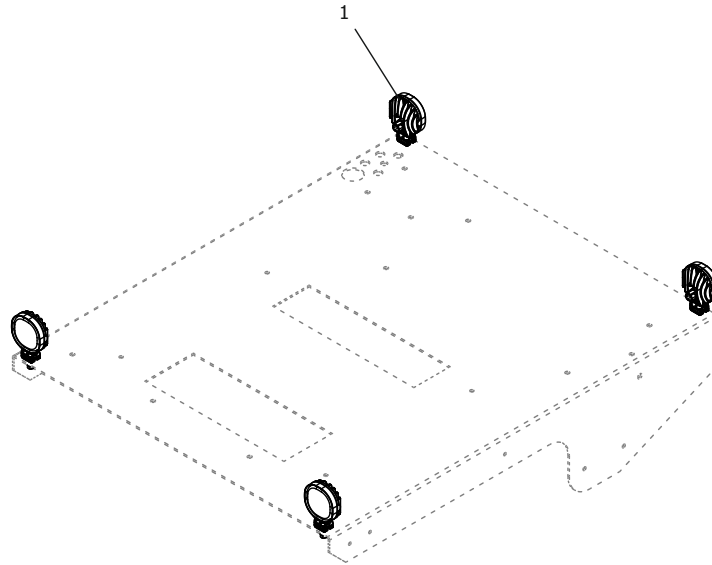
12. AC/ENGINE COMPONENTS

ITEM	PART NUMBER	DESCRIPTION	QTY	NOTES
1	1000238	ALTERNATOR, DENSO STYLE 75A	1	
2	1000237	CABLE, 8GA BATTERY TO ALT	1	
3	417311	VALVE, SHUT-OFF	1	
4	51011012	ENGINE HOOD SWING ARM ASM	1	

THIS PAGE IS INTENTIONALLY LEFT BLANK

SECTION 9: CONFIGURABLE OPTIONS

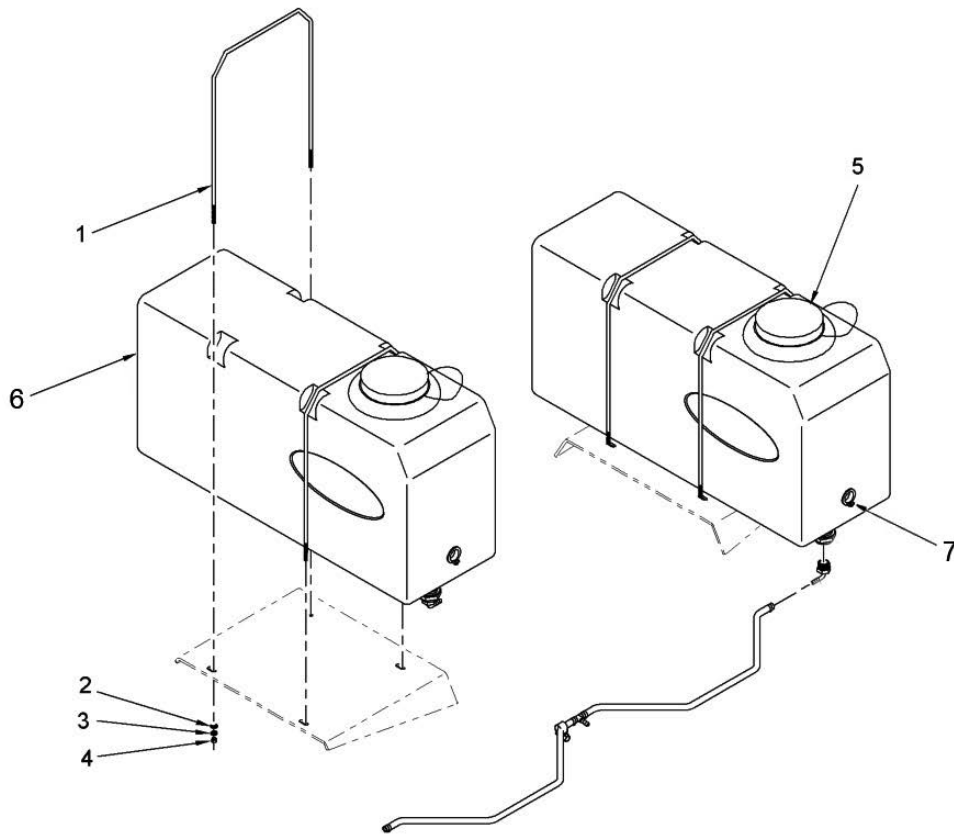
1. LIGHT KIT (FRONT AND REAR)



1. LIGHT KIT (FRONT AND REAR)

ITEM	PART NUMBER	DESCRIPTION	QTY	NOTES
1	1000256	WORK LIGHT, LED 3.5" RND FLOOD	4	
2	1000170	HARNESS, FRONT/REAR LIGHTS (NOT SHOWN)	1	
3	1000171	SWITCH, FRONT/REAR LIGHTS (NOT SHOWN)	1	
4	379032	HARNESS, LIGHTS (NOT SHOWN)	1	
5	1000449	HARNESS, JUMPER, WORK LIGHTS (NOT SHOWN)	4	
6	1001405	JMPR; PWR, WORKLTS, BEACON (NOT SHOWN)	1	

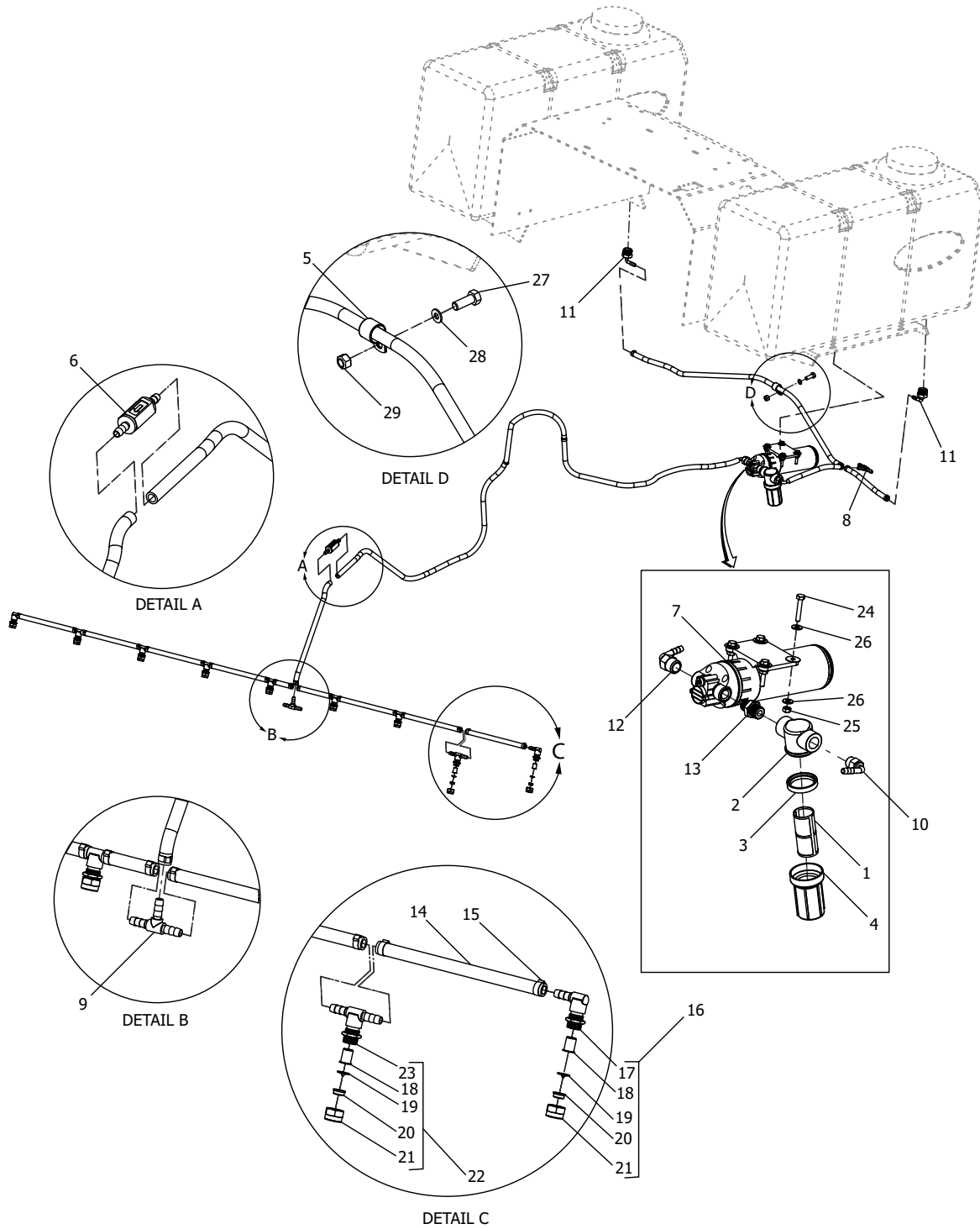
2. WATER TANK ASSEMBLY



2. WATER TANK ASSEMBLY

ITEM	PART NUMBER	DESCRIPTION	QTY	NOTES
1	376913	ROD, WATER TANK HOLD DOWN	4	
2	010561	LOCK WASHER, 5/16" SPLIT L/W Z	8	
3	011322	WASHER, SAE THRU HD 5/16 YZKG	8	
4	010553	NUT, .31-18 HEX	8	
5	9107089	LID, WATER TANK	2	THROUGH 2021
	376132	LID, WATER TANK	2	2022 TO PRESENT
6	100081	OPAQUE TANK	2	
	100081-BL	BLACK TANK	1	
7	9101761	PLUG, DRAIN - WATER TANK	2	
8	1000435	DECAL, OVAL LAYMOR, 11" X 3.5" (NOT SHOWN)	1	

3. SPRINKLER ASSEMBLY



3. SPRINKLER ASSEMBLY

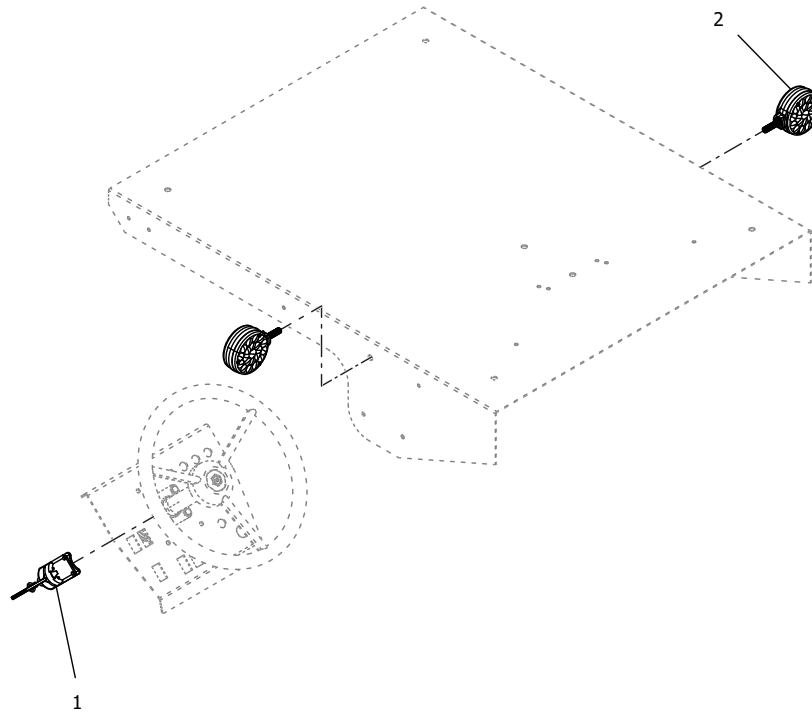
ITEM	PART NUMBER	DESCRIPTION	QTY	NOTES
1	9104062	SCREEN, SUCTION FILTER	1	
2	9102321	HEAD, FILTER	1	
3	9102322	GASKET, FILTER HEAD	1	
4	9102329	BOWL, FILTER	1	
5	461384	CLAMP (13/16" ID)	2	
6	459743	VALVE, CHECK	1	
7	416826	PUMP, WATER (12V, 1.2 GPM)	1	
8	447128	TEE (3/8" ID HOSE BARB)	1	
9	477787	HOSE BARB, TEE, 3/8" BRASS	1	
10	477941	ELBOW, 3/8" NPT X 3/8" HOSE BARB, 90 DEGREE	1	
11	9101674	ELBOW, 90 DEGREE (3/4"NPT X 3/8", PLASTIC)	2	
12	9103017	1/2" MNPT X 3/8" BARB 90 DEGREE ELBOW	1	
13	476895	NIPPLE, 1/2" MNPT X 3/8" MNPT PLASTIC	1	
14	447474	3/8" LOW PRESSURE HOSE	18 FT	QTY 16FT, FOR 6 FT BROOM
15	447466	RING CLAMPS	24	QTY 20, FOR 6 FT BROOM
16	9104621K	KIT, SPRAY NOZZLE ASSEMBLY (L-BODY, BRASS)	2	
17	9104059	*BODY, 90 DEG SPRAY NOZZLE (BRASS)	1	
18	V70007388	*SCREEN, SPRAY NOZZLE	1	
19	9101539	*ORIFICE, (D-2) STANDARD	1	
	9101832	*ORIFICE, (D-8) MOST WATER	-	
	9101834	*ORIFICE, (D-5) MORE WATER	-	
20	9104055	*SEAL, ORIFICE CORE	1	
21	V70007488	*CAP, SPRAY NOZZLE	1	
22	9104620K	KIT, SPRAY NOZZLE ASSEMBLY (T-BODY, BRASS)	7	QTY 5, FOR 6 FT BROOM
23	9104058	*BODY, TEE SPRAY NOZZLE (BRASS)	1	
18	V70007388	*SCREEN, SPRAY NOZZLE	1	
19	9101539	*ORIFICE, (D-2) STANDARD	1	
	9101832	*ORIFICE, (D-8) MOST WATER	-	
	9101834	*ORIFICE, (D-5) MORE WATER	-	
20	9104055	*SEAL, ORIFICE CORE	1	

SECTION 9: CONFIGURABLE OPTIONS: 3. SPRINKLER ASSEMBLY.

ITEM	PART NUMBER	DESCRIPTION	QTY	NOTES
21	V70007488	*CAP, SPRAY NOZZLE	1	
24	441568	CAPSCREW (1/4"-20 X 1")	4	
25	010272	NUT, HEX (1/4"-20)	4	
26	010280	WASHER, LOCK (1/4")	8	
27	441667	CAPSCREW (3/8"-16NC X 1")	2	
28	011031	WASHER, FLAT (3/8")	2	
29	083501	NUT, HEX (3/8"-16)	1	

THIS PAGE IS INTENTIONALLY LEFT BLANK

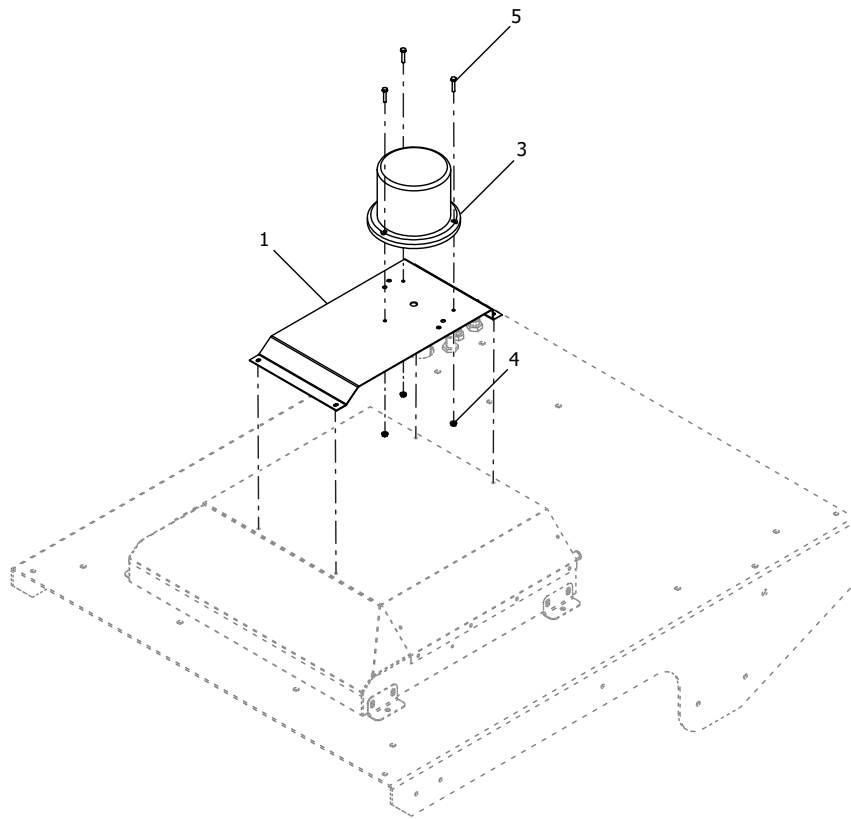
4. LED TURN SIGNAL AND 4- WAY FLASHER



4. LED TURN SIGNAL AND 4- WAY FLASHER

ITEM	PART NUMBER	DESCRIPTION	QTY	NOTES
1	466698	SWITCH, TURN SIGNAL	1	
2	1000313	LIGHT STOP, TAIL, TURN LED	2	
3	386589	FLASHER, 3 TERMINAL, 12V (NOT SHOWN)	1	
4	1000434	HARNES, TURN SIGNAL AND FLASHER (NOT SHOWN)	1	
5	466615	HOLDER, IN-LINE FUSE - 14 AMP (NOT SHOWN)	1	

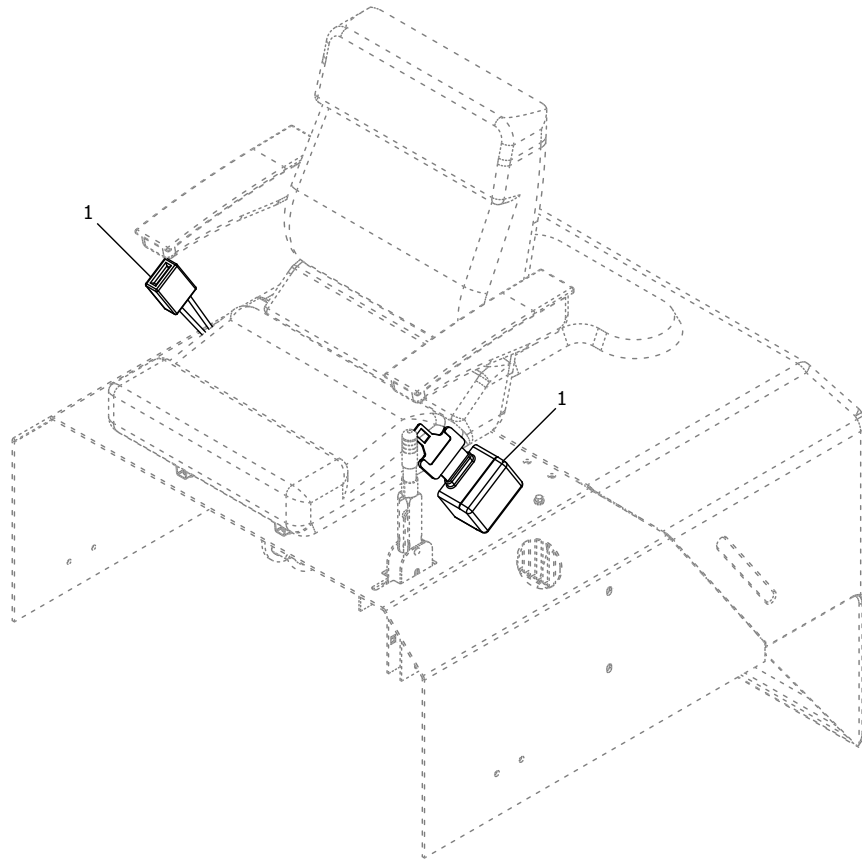
5. AC MOUNTED STROBE



5. AC MOUNTED STROBE

ITEM	PART NUMBER	DESCRIPTION	QTY	NOTES
1	1000241	BKT;MNT,STROBE LIGHT	1	
2	376080	HARNESS, BEACON - 6HC/8HC (NOT SHOWN)	1	
3	1001401	LGHT;STROBE,12V LED,AMBER	1	
4	440628	NUT, 10-24 FLANGE	3	
5	441535	BOLT, 10-24 x 1.00" FLANGE, SER	3	

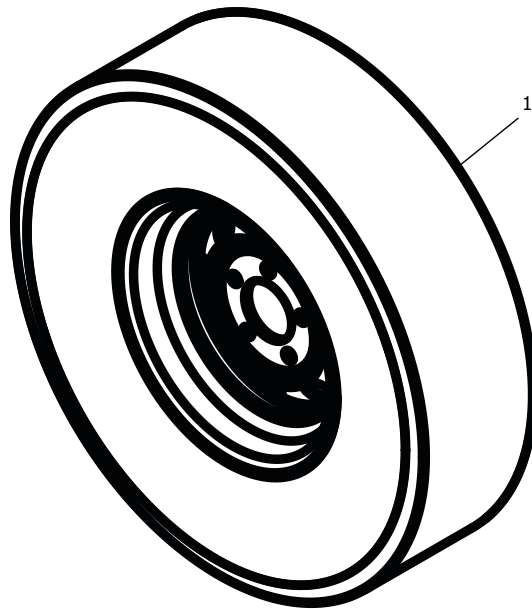
6. SEAT BELT 3" BLACK



6. SEAT BELT 3" BLACK

ITEM	PART NUMBER	DESCRIPTION	QTY	NOTES
1	443812	SEAT BELT, 3" BLACK	1	

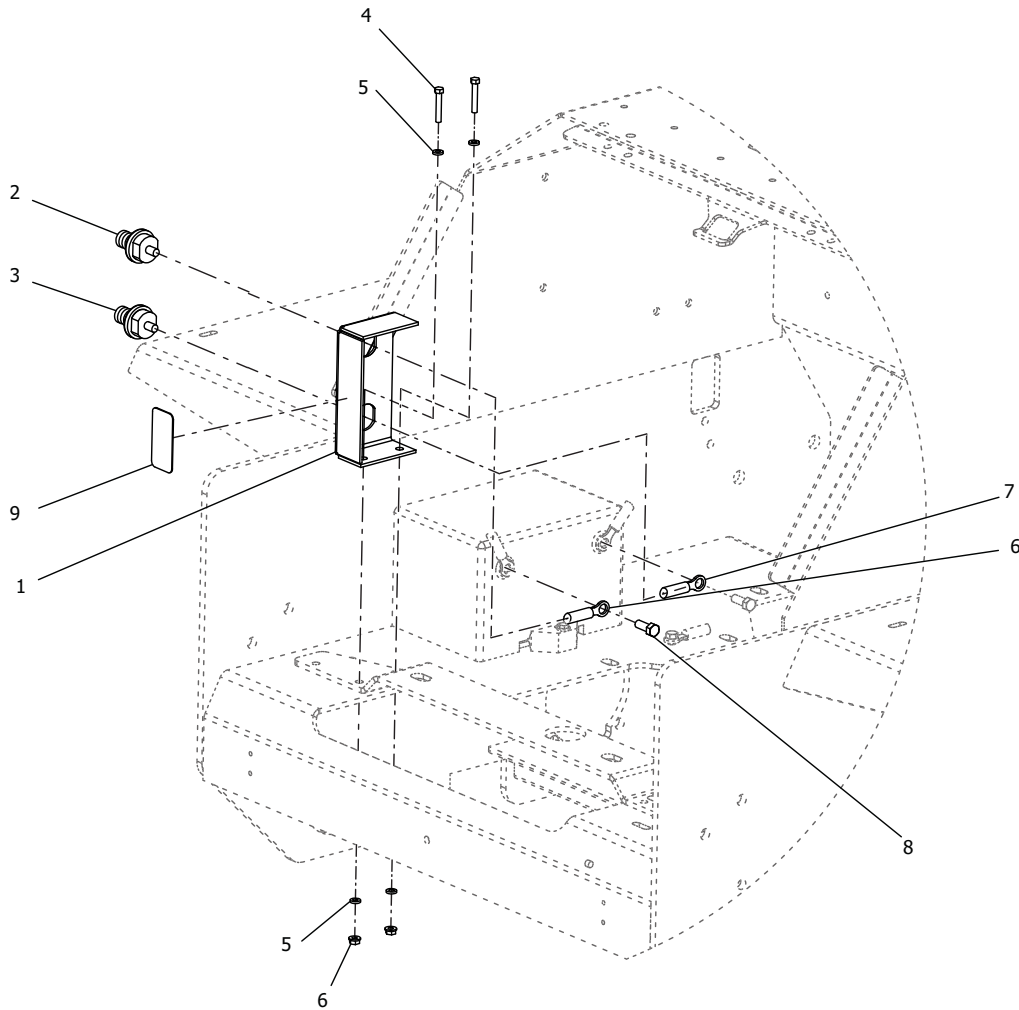
7. TIRE AND WHEEL LOOSE SPARE ASSEMBLY



7. TIRE AND WHEEL LOOSE SPARE ASSEMBLY

ITEM	PART NUMBER	DESCRIPTION	QTY	NOTES
1	474254	WHEEL;ST205/75R14, 14X6, 5X4.5,ST,WT	1	

8. JUMP STUDS



8. JUMP STUDS

ITEM	PART NUMBER	DESCRIPTION	QTY	NOTES
1	1000406	JUMP STUD BRKT, SM300	1	
2	1000410	BATTERY JUMP STUD, POSITIVE		
3	1000420	BATTERY JUMP STUD, NEGATIVE		
4	1000404	POS. JUMP CABLE, 2 GA.		
5	1000405	NEG. JUMP CABLE, 2 GA.		
6	441667	BOLT, HEX HEAD, 3/8-16 x 1.00		
7	1000412	BATTERY JUMP LOCATION DECAL		
8	441659	BOLT, .38-16 FLANGE X .75 (NOT SHOWN)		
9	011323	FLAT WASHER 3/8" SAE HARDENED (NOT SHOWN)		

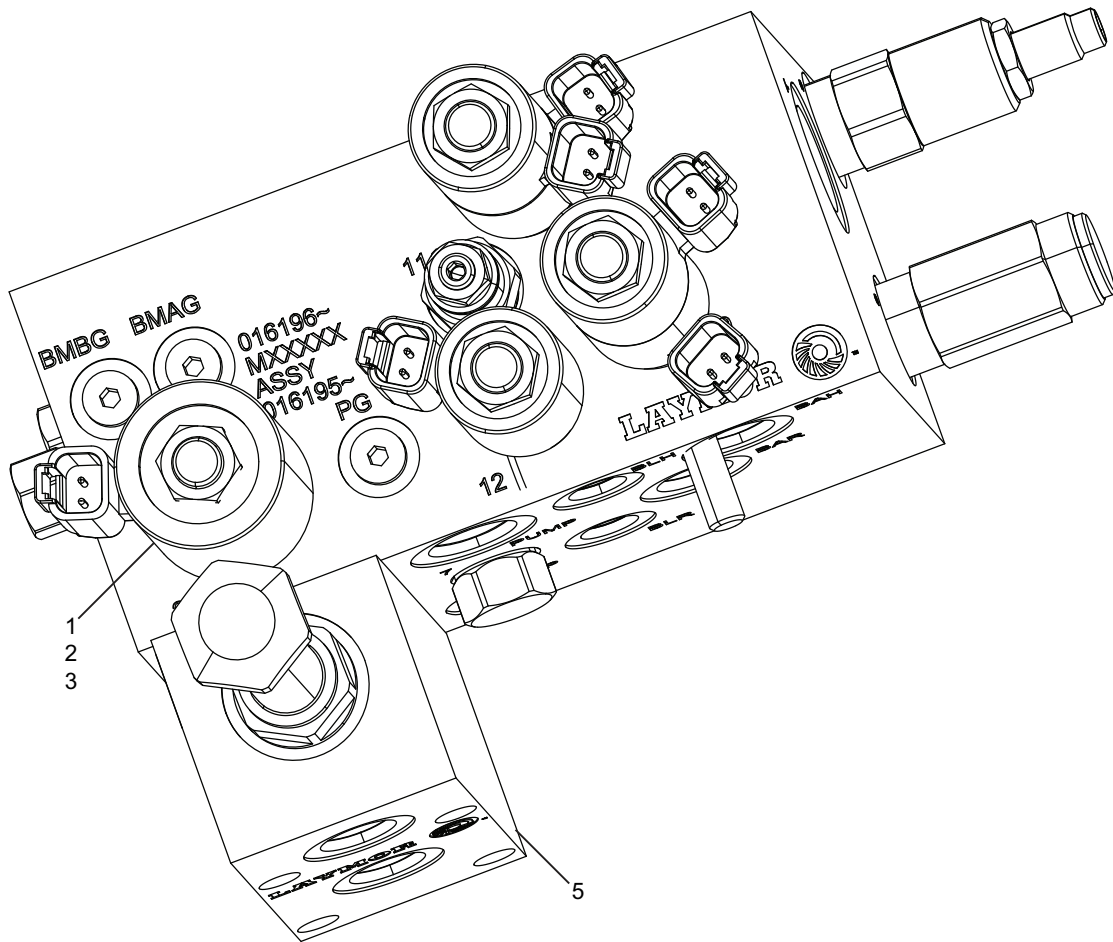
9. MIRROR ASSEMBLY

ILLUSTRATION NOT AVAILABLE

9. MIRROR ASSEMBLY

ITEM	PART NUMBER	DESCRIPTION	QTY	NOTES
1	9103445	MOUNT, CAB DUAL MIRROR	1	
2	447615	MIRROR, 8.5 X 5.5 SINGLE STEM		

10A. MANIFOLD ASSEMBLY - VARIABLE SPEED



10A. MANIFOLD ASSEMBLY - VARIABLE SPEED

ITEM	PART NUMBER	DESCRIPTION	QTY	NOTES
	1000102	VARIABLE SPEED & REVERSING MANIFOLD ASSY	1	
1	9107202	VALVE, BROOM ROTATION, VARIABLE SPEED, W/ O COIL	1	
2	9107200	COIL, VAR SPD	1	
3	51011025	CONTROLLER, VAR SPD	1	
4	9107220	O-RING, REVERSING BLOCK (NOT SHOWN)	2	
5	51011093	REVERSING BLOCK/VALVE ASSY	1	
	51011022	*REVERSING BLOCK	1	
	9107221	*VALVE, BROOM REVERSE	1	
	51011024	*COIL, F/ REVERSING	1	

SEE "2A. MANIFOLD ASSEMBLY - FIXED SPEED FROM JULY 2016" ON PAGE 34. FOR FIXED SPEED MANIFOLD ASSEMBLY.

10B. FIXED - VARIABLE SPEED CONVERSION KIT

ILLUSTRATION NOT AVAILABLE

10B. FIXED - VARIABLE SPEED CONVERSION KIT

ITEM	PART NUMBER	DESCRIPTION	QTY	NOTES
1	1000106	BRACKET VAR. SPEED CNTRL KNOB	1	
2	1000110	DECAL DASH VARIABLE SPEED, 3WH	1	
3	1000111	KNOB CONTROL F/VAR. SPEED SM300	1	
4	1000539	SCREW;THP,08-15X.625,PL	2	
5	441568	BOLT; HEX 1/4"	2	
6	011321	WASHER; 1/4"	4	
7	440636	NUT; LOCK, 1/4"	2	
8	51011025	CONTROLLER, VAR SPD	1	
9	9107202	POPPET VALVE, PROPORTIONAL	1	
10	500983	SWITCH, DUMMY PLUG	1	

PLEASE CONTACT US FOR DETAILED INSTRUCTIONS ON CONVERTING A FIXED-SPEED BROOM TO VARIABLE-SPEED OPERATION.

END OF DOCUMENT